

### Strategy details

Inception	02 July 2012
Min. initial investment	£ 20,000
Rebalancing strategy (min.)	Quarterly
Currency	£ GBP
Annual yield (current)	1.99%
Annualised volatility	7.61%

Annualised 3-year volatility data as at 31.05.26

### Charges


Annual management charge	0.60%
Ongoing charges figure	0.60%

### Investment objective

To build capital in real (inflation-adjusted) terms over the medium to longer term (five years plus). Investors should expect reasonable correlation to stockmarket behaviour and rewards, including quite sharp fluctuations in values, but also some protection in times of market weakness.

### Risk profile

The strategy is managed with a maximum target of 60% equity market exposure and is categorised as a Bordier Risk Profile 3.



### About the Managed Portfolio Service

Our Managed Portfolio Service ('MPS') has been awarded the maximum Defaqto 5 stars as a solution for advisers to manage client assets directly with Bordier UK. The service offers five actively managed investment strategies ranging from Defensive to Adventurous. Each strategy has a different level of risk and potential return, with risk categorised by equity market exposure that increases in increments of 20% for each strategy, and the ability to select an income option to benefit from regular income from the strategy as well as potential long-term capital growth.

### Investment update

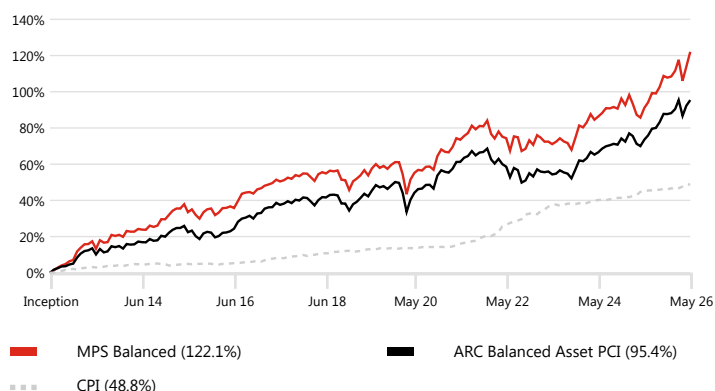
After a strong April, equity markets pushed higher in May with the MSCI World Index rising a further 5.5% in sterling terms. The rally was supported by some strong earnings announcements and by optimism over the prospect of some resolution in the US-Iran conflict, which sent the oil price more than 10% lower over the month.

Technology and AI-related stocks continued to lead the way. As was the case in April, technology-heavy indices such as the US, Korea and Taiwan again benefitted most and outperformed the UK and eurozone, where economic data continues to disappoint. The Japanese market also performed strongly. In addition to the optimism over some progress in the Middle East conflict, investors were buoyed by some strong economic data suggesting that new prime minister Takaichi's growth policies could be taking effect. CPI inflation rose significantly in the US and eurozone, to 3.8% and 2.8% respectively. UK CPI is also expected to rise further. Despite this, global bond indices produced moderately positive returns in May as optimism remains over some resolution in the Middle East conflict and, looking ahead, an implied lower inflationary impact.

While we are already seeing some economic repercussions stemming from the conflict, we do not currently expect the impact on growth and inflation to be sufficient to derail the global economy or result in a prolonged and major shift in the outlook for interest rates. Equity markets continue to be driven higher by very strong earnings announcements, and valuations do not look overly demanding, which leads us to maintain a positive view on the asset class. The strategy, therefore, remains at the top end of its allowable equity range. Turning to fixed income, we sold our exposure to UK government bonds at the onset of the conflict in the Middle East, given the potential risks to the inflation outlook, and we are currently reviewing the opportunities for reinvesting the proceeds that we have held short term in cash.

### Performance

#### Inception performance



#### Cumulative performance

	1yr	3yr	5yr	10yr
MPS Balanced (60% eq.)	16.2%	29.8%	28.0%	62.5%
ARC Balanced Asset PCI (30-70% eq.)	12.6%	26.6%	21.2%	58.9%
CPI	2.7%	8.2%	28.2%	41.5%

#### Discrete performance

	YTD	2025	2024	2023	2022	2021
MPS Balanced (60% eq.)	6.5%	8.2%	6.2%	6.3%	-7.3%	9.5%
ARC Balanced Asset PCI (30-70% eq.)	3.8%	9.1%	6.4%	5.8%	-9.1%	7.6%
CPI	1.4%	3.3%	2.6%	3.9%	10.5%	5.4%

Source: FE Analytics as at 31.05.26.

Bordier UK returns net of 0.60% AMC. VAT applied to AMC from inception (02.07.12) until 31.08.21. Latest ARC PCI data is provisional. CPI data is reported with a one month lag due to data being published inter-month. Past performance is not a guide to future results. See full risk warning overleaf.

#### Annualised performance

	1yr	3yr	5yr	10yr
MPS Balanced (60% eq.)	16.2%	9.1%	5.1%	5.0%
ARC Balanced Asset PCI (30-70% eq.)	12.6%	8.2%	3.9%	4.7%
CPI	2.7%	2.7%	5.1%	3.5%

Asset allocation

Sector breakdown




Sector	%
Cash	8
Fixed interest	17
Alternatives	15
UK equity (growth)	6
UK equity (income)	5
US equity	23
European equity	5
Asia-Pacific ex Japan equity	8
Japanese equity	4
Thematic and global equity	9

Top 10 holdings

Fund	%
Cash (deposit)	8
TwentyFour Corporate Bond	7
FTF ClearBridge Global Infrastructure Inc.	6
Schroder Strategic Credit	6
Fidelity Index US	5
Jupiter Merian Global Equity Absolute Return	5
Redwheel UK Equity Income	5
Arbrook American Equities	4
Invesco Asian	4
Ninety One UK Franchise	4

Asset class breakdown



Note: For illustrative purposes only.

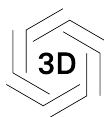
Source: FE Analytics as at 31.05.26.

Contact us

For further information on this strategy or any of our other investment services please contact a member of our sales team:

T +44 (0)20 7667 6600  
E sales@bordieruk.com  
W bordieruk.com

Bordier & Cie (UK) PLC | *Wealth and Investment Management*  
23 King Street | St James's | London SW1Y 6QY



ARC RESEARCH  
S&P Dow Jones  
Indices  
now part of  
A Division of S&P Global  
For Commitment to Transparency 2026



Important Information

The value of an investment and any income from it may fall as well as rise, may be affected by exchange rate fluctuations and you may not get back the amount you originally invested. The information in this factsheet does not constitute an offer of, or an invitation to buy or sell any security. Levels and bases of tax can change. The securities detailed in this factsheet may not be suitable for all investors. The model portfolio is applied to client accounts by the platform provider but it may take some time for the client accounts to mirror the model. Bordier & Cie (UK) PLC recommends that you seek the advice of your financial adviser.

Issued by Bordier & Cie (UK) PLC, 23 King Street, St James's, London SW1Y 6QY. Authorised and regulated by the Financial Conduct Authority. Incorporated in England No. 1583393, registered office as above.