

Strategy details

Inception	01 March 2016
Min. initial investment (direct)	£ 20,000
Min. initial investment (platform)	£ 1,000
Rebalancing strategy (min.)	Quarterly
Currency	£ GBP
Annual yield (current)	3.44%

Charges

Annual management charge (direct)	0.60%
Annual management charge (platform)*	0.30%
Ongoing charges figure	0.50%

*Not including platform fees.

Investment objective

To preserve capital in real (inflation-adjusted) terms over the medium to longer term. Investors should expect low levels of reward and a low correlation to stockmarket behaviour, including modest fluctuations in values.

Risk profile

The strategy is managed in accordance with Dynamic Planner risk profile 3 and is part of their Risk Targeted Managed ('RTM') offering. The strategy's expected volatility is targeted to stay within the assigned Dynamic Planner risk profile's boundaries.



About the Risk Targeted Managed Portfolio Service

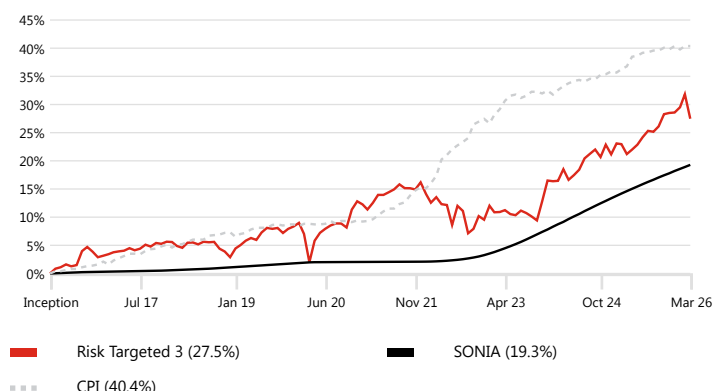
Our Risk Targeted ('RT') Managed Portfolio Service consists of five actively managed investment growth strategies (Risk Targeted 3-7). Each strategy has a different level of risk and expected return, and are rigorously mapped within the volatility boundaries assigned to specific Dynamic Planner risk profiles (RTM 3-7).

Investment update

After an excellent start to the year, equity markets sold off heavily in March. The catalyst for the dramatic reversal in sentiment was the conflict in the Middle East, where disruption to key shipping routes and damage to energy infrastructure sent oil and gas prices sharply higher. The MSCI World Index fell 4.5% in sterling terms however some markets, such as Asia and Japan, fell in excess of 10%. Continental European markets also fell by close to 9% while the UK market also sold off sharply. The US market was more resilient over the month, albeit it still fell 3.1% in sterling terms. This reflected the fact that the US is a net exporter of energy and therefore less vulnerable to energy supply-driven shocks. The heightened concerns over inflation and the reversal of interest rate expectations also weighed heavily on bond markets. Despite the inflationary concerns stemming from the Middle East conflict, the Bank of England and European Central Bank kept interest rates on hold although acknowledged the potential for a difficult scenario of rising inflation and falling economic growth. The rhetoric stemming from the US was more relaxed, as a combination of weaker labour data and more muted inflation concerns are currently keeping expectations for one further rate cut this year intact. Given the continuing uncertainty regarding the Middle East conflict, and the potential impact on energy prices, changes are afoot to reduce inflation/interest rate risk by selling our longer-dated gilt exposure. We will not be reducing equity exposure overall for fear of being whipsawed by volatile markets and the strategy remains towards the upper end of its corresponding Dynamic Planner risk profile. However, in acknowledgement of heightened geopolitical risks, we plan to slightly reduce risk by cutting exposure to Asian equities as we believe this region is the most vulnerable to a prolonged disruption in energy markets. These proceeds will primarily be reallocated to infrastructure assets which, in our opinion, offer more defensive characteristics, inflation-protected revenue streams and a high visibility of earnings.

Performance

Inception performance



Cumulative performance

	1yr	3yr	5yr	10yr
Risk Targeted 3 (20% eq.)	5.2%	14.9%	13.3%	26.4%
SONIA	4.1%	14.5%	16.9%	19.2%
CPI	2.6%	8.7%	28.1%	39.8%

Discrete performance

	YTD	2025	2024	2023	2022	2021
Risk Targeted 3 (20% eq.)	-0.9%	6.1%	4.0%	6.3%	-5.7%	3.0%
SONIA	0.9%	4.3%	5.1%	4.4%	1.1%	0.0%
CPI	0.0%	3.3%	2.6%	3.9%	10.5%	5.4%

Source: FE Analytics as at 31.03.26.

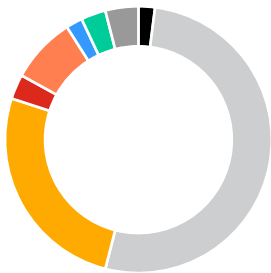
Bordier UK returns net of 0.30% AMC. VAT applied to AMC from inception (01.03.16) until 31.08.21. CPI data is reported with a one month lag due to data being published inter-month. Past performance is not a guide to future results. See full risk warning overleaf.

Annualised performance

	1yr	3yr	5yr	10yr
Risk Targeted 3 (20% eq.)	5.2%	4.7%	2.5%	2.4%
SONIA	4.1%	4.6%	3.2%	1.8%
CPI	2.6%	2.8%	5.1%	3.4%

Asset allocation

Sector breakdown

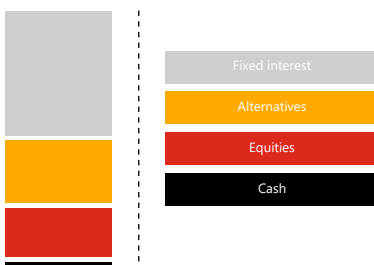


Sector	%
Cash	2
Fixed interest	52
Alternatives	26
UK equity (growth)	3
US equity	8
European equity	2
Asia-Pacific ex Japan equity	3
Thematic and global equity	4

Top 10 holdings

Fund	%
Schroder Strategic Credit	10
Vanguard Global Bond Index	10
Vanguard UK Long Duration Gilt Index	9
Fidelity Strategic Bond	8
TwentyFour Corporate Bond	8
Artemis Short-Duration Strategic Bond	7
Premier Miton Tellworth UK Select	7
Vanguard UK Investment Grade Bond Index	7
Janus Henderson Absolute Return	6
Jupiter Merian Global Equity Absolute Return	6

Asset class breakdown



Source: FE Analytics as at 31.03.26.

Note: For illustrative purposes only.

Third-party platform availability

We work with the following platforms:



Please enquire about the service for your chosen platform.

Contact us

For further information on this strategy or any of our other investment services please contact a member of our sales team:

T +44 (0)20 7667 6600
E sales@bordieruk.com
W bordieruk.com

Bordier & Cie (UK) PLC | *Wealth and Investment Management*
23 King Street | St James's | London SW1Y 6QY



Important Information

The value of an investment and any income from it may fall as well as rise, may be affected by exchange rate fluctuations and you may not get back the amount you originally invested. The information in this factsheet does not constitute an offer of, or an invitation to buy or sell any security. Levels and bases of tax can change. The securities detailed in this factsheet may not be suitable for all investors. The model portfolio is applied to client accounts by the platform provider but it may take some time for the client accounts to mirror the model. Please note that the calculated OCF from FE Analytics may vary from that stated by your chosen platform provider. Bordier & Cie (UK) PLC recommends that you seek the advice of your financial adviser.

Issued by Bordier & Cie (UK) PLC, 23 King Street, St James's, London SW1Y 6QY. Authorised and regulated by the Financial Conduct Authority. Incorporated in England No. 1583393, registered office as above.