

Strategy details

Table with 2 columns: Detail, Value. Rows include Inception (02 July 2012), Min. initial investment (£ 20,000), Rebalancing strategy (min.) (Quarterly), Currency (£ GBP), Annual yield (current) (3.28%), and Annualised volatility (4.03%).

Annualised 3-year volatility data as at 31.12.25

Charges

Table with 2 columns: Charge Type, Rate. Rows include Annual management charge (0.60%) and Ongoing charges figure (0.54%).

Investment objective

To preserve capital in real (inflation-adjusted) terms over the medium to longer term. Investors should expect low levels of reward and a low correlation to stockmarket behaviour, including modest fluctuations in values.

Risk profile

The strategy is managed with a maximum target of 20% equity market exposure and is categorised as a Bordier Risk Profile 1.



About the Managed Portfolio Service

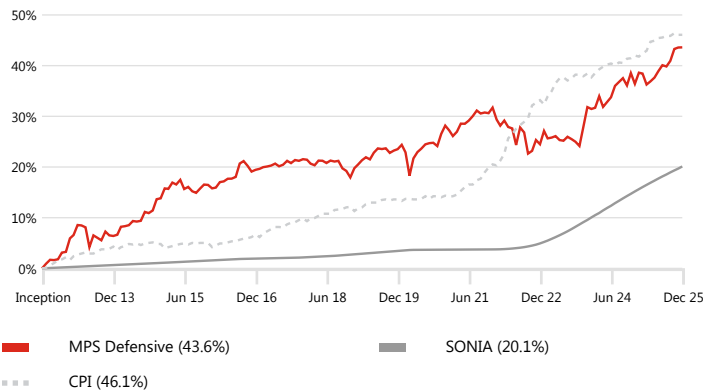
Our Managed Portfolio Service ('MPS') has been awarded the maximum Defaqto 5 stars as a solution for advisers to manage client assets directly with Bordier UK. The service offers five actively managed investment strategies ranging from Defensive to Adventurous. Each strategy has a different level of risk and potential return, with risk categorised by equity market exposure that increases in increments of 20% for each strategy, and the ability to select an income option to benefit from regular income from the strategy as well as potential long-term capital growth.

Investment update

The MSCI World Index rose 0.6% over December in local currency terms, however some weakness in the US dollar meant that returns to sterling investors were slightly negative. Overall returns from global fixed income assets were similarly muted and the Barclays Global Aggregate Index fell 1.2% in sterling terms. Central bank interest rate policy was at the forefront of markets' attention over the month. The Bank of England cut interest rates for the first time since August. This was prompted by weaker consumer and business spending, as well as further evidence of a weaker labour market. A combination of heightened rate cut expectations and some strength in mining and defence stocks did, however, send the UK market higher. The US also cut rates for the third time this year as inflation fell. The US market was flat over the month in dollar terms. The European Central Bank again kept interest rates on hold as eurozone inflation was also revised down slightly. 2025 has ultimately proved to be a good year for investors with virtually all major asset classes making positive returns. President Trump's chaotic tariff announcements earlier in the year caused significant market disruption, however global markets have since surged higher driven by an increasingly benign inflation and interest rate backdrop, allied with better-than-expected corporate results announcements. We therefore enter the new year with a full allocation to equities, maintaining a skew to the US and Asia as regions we expect to provide superior economic and corporate earnings growth. The strategy remains at the top end of its allowable equity range. Where relevant to the strategy we are allocating to fixed income and low risk, uncorrelated alternative investments, which should provide protection in periods of equity market weakness.

Performance

Inception performance



Cumulative performance

Table with 5 columns: Strategy, 1yr, 3yr, 5yr, 10yr. Rows include MPS Defensive (20% eq.), SONIA, and CPI.

Discrete performance

Table with 7 columns: Strategy, YTD, 2024, 2023, 2022, 2021, 2020. Rows include MPS Defensive (20% eq.), SONIA, and CPI.

Source: FE Analytics as at 31.12.25.

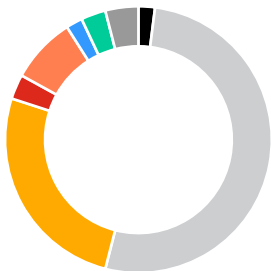
Bordier UK returns net of 0.60% AMC. VAT applied to AMC from inception (02.07.12) until 31.08.21. Past performance is not a guide to future results. See full risk warning overleaf.

Annualised performance

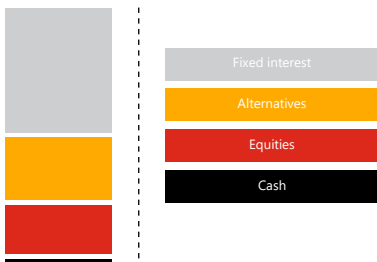
Table with 5 columns: Strategy, 1yr, 3yr, 5yr, 10yr. Rows include MPS Defensive (20% eq.), SONIA, and CPI.

Asset allocation

Sector breakdown



Asset class breakdown



Note: For illustrative purposes only.

Top 10 holdings

Sector	%	Fund	%
Cash	2	Schroder Strategic Credit	10
Fixed interest	52	Vanguard Global Bond Index	10
Alternatives	26	Vanguard UK Long Duration Gilt Index	9
UK equity (growth)	3	Fidelity Strategic Bond	8
US equity	8	TwentyFour Corporate Bond	8
European equity	2	Premier Miton Tellworth UK Select	7
Asia-Pacific ex Japan equity	3	Vanguard UK Investment Grade Bond Index	7
Thematic and global equity	4	Janus Henderson Absolute Return	6
		Man GLG Alpha Select Alternative	6
		Artemis Short-Duration Strategic Bond	4

Source: FE Analytics as at 31.12.25.

Contact us

For further information on this strategy or any of our other investment services please contact a member of our sales team:

T +44 (0)20 7667 6600
E sales@bordieruk.com
W bordieruk.com

Bordier & Cie (UK) PLC | *Wealth and Investment Management*
23 King Street | St James's | London SW1Y 6QY



Important information

The value of an investment and any income from it may fall as well as rise, may be affected by exchange rate fluctuations and you may not get back the amount you originally invested. The information in this factsheet does not constitute an offer of, or an invitation to buy or sell any security. Levels and bases of tax can change. The securities detailed in this factsheet may not be suitable for all investors. The model portfolio is applied to client accounts by the platform provider but it may take some time for the client accounts to mirror the model. Bordier & Cie (UK) PLC recommends that you seek the advice of your financial adviser.

Issued by Bordier & Cie (UK) PLC, 23 King Street, St James's, London SW1Y 6QY. Authorised and regulated by the Financial Conduct Authority. Incorporated in England No. 1583393, registered office as above.