

### Strategy details

Inception	02 July 2012
Min. initial investment	£ 20,000
Rebalancing strategy (min.)	Quarterly
Currency	£ GBP
Annual yield (current)	2.23%
Annualised volatility	6.55%

Annualised 3-year volatility data as at 30.11.25

### Charges


Annual management charge	0.60%
Ongoing charges figure	0.61%

### Investment objective

To build capital in real (inflation-adjusted) terms over the medium to longer term. Investors should expect reasonable correlation to stockmarket behaviour and rewards, including quite sharp fluctuations in values, but also some protection in times of market weakness.

### Risk profile

The strategy is managed with a maximum target of 60% equity market exposure and is categorised as a Bordier Risk Profile 3.



### About the Managed Portfolio Service

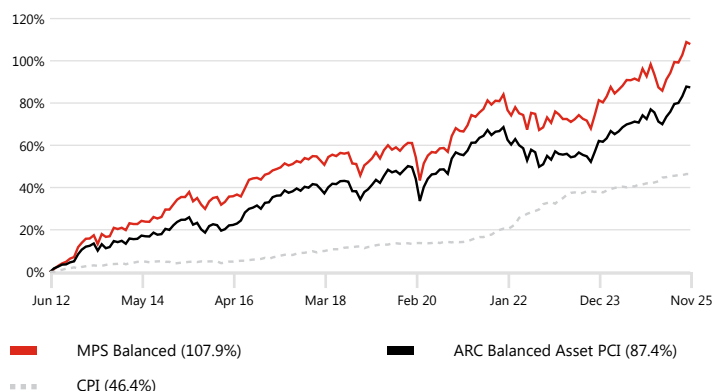
Our Managed Portfolio Service ('MPS') has been awarded the maximum Defaqto 5 stars as a solution for advisers to manage client assets directly with Bordier UK. The service offers five actively managed investment strategies ranging from Defensive to Adventurous. Each strategy has a different level of risk and potential return, with risk categorised by equity market exposure that increases in increments of 20% for each strategy, and the ability to select an income option to benefit from regular income from the strategy as well as potential long-term capital growth.

### Investment update

Equity markets were volatile over November however a rally towards the end of the month meant that the global MSCI World Index fell only marginally (by 0.5% in sterling terms). While there was some regional disparity in equity market returns, the most notable dynamic was in the relative weakness of the technology sector and corresponding strength in some of the 'value' end of the market. The UK Budget proved to be less dramatic than feared and the market reaction was somewhat muted, with the FTSE 100 Index ending the month marginally up. The Japanese and continental European markets similarly edged higher whereas Asian markets fell. Economic news from the US was mixed, with delayed retail sales data pointing to slowing consumer spending and the US Federal Reserve's 'Beige Book' highlighting a softening labour market and rising prices. UK inflation fell to 3.6% and, while UK gilts were flat over the month, the Chancellor's intention to reduce gilt supply was seen as positive for UK government bond returns looking ahead. Inflationary pressures have receded to comfortable levels in most regions, allowing central banks to focus on supporting economic growth via cutting interest rates if required. The global economy is expected to grow c.3-3.5% over the next couple of years, with Asia and the US the key contributors, and no recessions are currently expected in major developed economies. Overall, as we think this remains a supportive economic backdrop for equity markets, the strategy remains at the top end of its allowable equity range. Corporate earnings growth remains strong, and earnings growth expectations looking into 2026 stand comfortably in double figures across key regions. Valuations are fuller than they were at the start of the year, however this masks some big disparities across sectors and the market cap range. This offers opportunities for skilled active stock pickers, both in traditional equity funds and in the alternative strategy space. A falling interest rate environment and good general corporate health also presents an attractive opportunity set within fixed income.

### Performance

#### Inception performance



#### Cumulative performance

	1yr	3yr	5yr	10yr
MPS Balanced (60% eq.)	6.0%	20.1%	26.5%	54.0%
ARC Balanced Asset PCI (30-70% eq.)	7.6%	20.9%	21.9%	52.8%
CPI	3.5%	10.3%	28.4%	39.4%

#### Discrete performance

	YTD	2024	2023	2022	2021	2020
MPS Balanced (60% eq.)	7.9%	6.2%	6.3%	-7.3%	9.5%	4.3%
ARC Balanced Asset PCI (30-70% eq.)	8.7%	6.4%	5.8%	-9.1%	7.6%	4.3%
CPI	3.1%	2.6%	3.9%	10.5%	5.4%	0.6%

Source: FE Analytics as at 30.11.25.

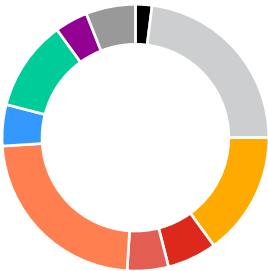
Bordier UK returns net of 0.60% AMC. VAT applied to AMC from inception (02.07.12) until 31.08.21. Latest ARC PCI data is provisional. Past performance is not a guide to future results. See full risk warning overleaf.

#### Annualised performance


	1yr	3yr	5yr	10yr
MPS Balanced (60% eq.)	6.0%	6.3%	4.8%	4.4%
ARC Balanced Asset PCI (30-70% eq.)	7.6%	6.5%	4.0%	4.3%
CPI	3.5%	3.3%	5.1%	3.4%

Asset allocation

Sector breakdown



Asset class breakdown



Note: For illustrative purposes only.

Top 10 holdings

Sector	%	Fund	%
Cash	2	TwentyFour Corporate Bond	7
Fixed interest	23	Invesco Asian	6
Alternatives	15	Schroder Strategic Credit	6
UK equity (growth)	6	Vanguard UK Long Duration Gilt Index	6
UK equity (income)	5	Fidelity Index US	5
US equity	23	Jupiter Merian Global Equity Absolute Return	5
European equity	5	Redwheel UK Equity Income	5
Asia-Pacific ex Japan equity	11	Schroder ISF Asian Total Return	5
Japanese equity	4	Arbrook American Equities	4
Thematic and global equity	6	Ninety One UK Alpha	4

Source: FE Analytics as at 30.11.25.

Contact us

For further information on this strategy or any of our other investment services please contact a member of our sales team:

T +44 (0)20 7667 6600  
E sales@bordieruk.com  
W bordieruk.com

Bordier & Cie (UK) PLC | *Wealth and Investment Management*  
23 King Street | St James's | London SW1Y 6QY



Important information

The value of an investment and any income from it may fall as well as rise, may be affected by exchange rate fluctuations and you may not get back the amount you originally invested. The information in this factsheet does not constitute an offer of, or an invitation to buy or sell any security. Levels and bases of tax can change. The securities detailed in this factsheet may not be suitable for all investors. The model portfolio is applied to client accounts by the platform provider but it may take some time for the client accounts to mirror the model. Bordier & Cie (UK) PLC recommends that you seek the advice of your financial adviser.

Issued by Bordier & Cie (UK) PLC, 23 King Street, St James's, London SW1Y 6QY. Authorised and regulated by the Financial Conduct Authority. Incorporated in England No. 1583393, registered office as above.