

Strategy details

Inception	1 March 2016
Min. initial investment (direct)	£20,000
Min. initial investment (platform)	£1,000
Rebalancing strategy (min.)	Quarterly
Currency	£ GBP
Annual yield (current)	3.43%

Charges

Annual management charge (direct)	0.75%
Annual management charge (platform)*	0.30%
Ongoing charges figure	0.51%

*Not including platform fees.

Investment objective

To preserve capital in real (inflation-adjusted) terms over the medium to longer term. Investors should expect low levels of reward and a low correlation to stockmarket behaviour, including modest fluctuations in values.

Risk profile

The strategy is managed in accordance with Dynamic Planner risk profile 3 and is part of their Risk Target Managed ('RTM') offering. The strategy's expected volatility is targeted to stay within the assigned Dynamic Planner risk profile's boundaries.



About the Risk Targeted Managed Service

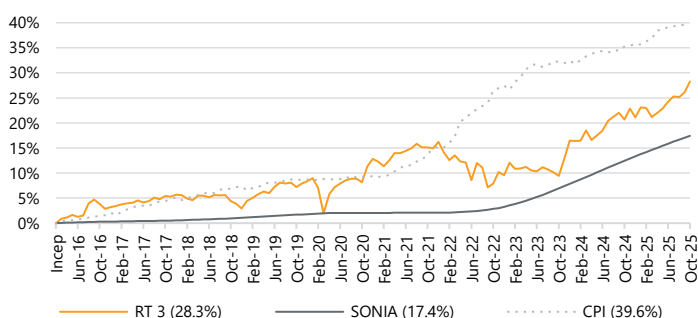
Our Risk Targeted ('RT') Managed Service consists of five actively managed investment growth strategies (Risk Targeted 3-7). Each strategy has a different level of risk and expected return, and are rigorously mapped within the volatility boundaries assigned to specific Dynamic Planner risk profiles (RTM 3-7).

Investment update

October was another strong month for equity markets with the MSCI World Index up 2.6% in local currency terms. Bond markets were also broadly positive and overall portfolio returns were further enhanced by a significant strengthening in the US dollar versus sterling. Trade tensions and negotiations between the US and China were a major influence on markets in October. Concerns over further trade restrictions led to a sharp market sell off at the beginning of the month. However, these concerns then receded, leading to a strong recovery in markets, and the month culminated in a conciliatory trade deal being struck between the US and China. In addition to easing trade tensions, markets were also buoyed by encouraging earnings announcements. The Japanese market led the way with expectations that the new prime minister will look to adopt pro-economic growth policies during her tenure. Asian markets also continued their excellent run with technology companies performing very strongly. Elsewhere, the UK market rose 3.7%, with dollar strength benefitting companies with significant overseas earnings. Within fixed income, the most notable returns came from UK gilts on the back of moderating expectations on both inflation and growth. Our longer duration UK gilt holding, held across our strategies with a fixed income component, rose nearly 6% over the month. Global earnings forecasts remain robust, with expectations for double-digit growth into 2026, led by the US and Asia. We believe that global equity valuations are broadly reasonable, albeit a little less compelling than earlier in the year. During the month, we reduced our UK domestic small/mid-cap exposure to increase international revenue streams and sector diversification. In the US, we also trimmed small/mid-cap holdings, reallocating to large caps. This will naturally raise exposure to technology and AI-related momentum, which should benefit from the easing of US monetary policy. The strategy remains at the upper end of its corresponding Dynamic Planner risk profile. The interest rate and inflation backdrop remains supportive, with falling yields and easing inflation creating opportunities across sovereign and credit markets.

Performance

Inception performance



Cumulative performance

	1yr	3yr	5yr	10yr
RT 3	6.3%	18.9%	18.6%	-
SONIA	4.4%	14.2%	15.1%	-
CPI	3.2%	10.4%	27.7%	-

Annualised performance

	1yr	3yr	5yr	10yr
RT 3	6.3%	5.9%	3.5%	-
SONIA	4.4%	4.5%	2.9%	-
CPI	3.2%	3.3%	5.0%	-

Discrete performance

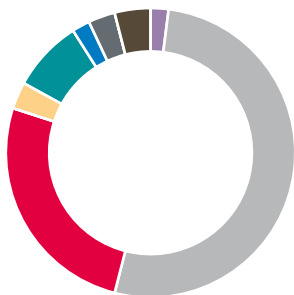
	YTD	2024	2023	2022	2021	2020
RT 3	5.9%	3.9%	6.4%	-5.7%	3.0%	4.2%
SONIA	3.6%	5.1%	4.4%	1.1%	0.1%	0.2%
CPI	2.7%	2.6%	3.9%	10.5%	5.4%	0.7%

Source: Bordier UK & FE Analytics as at 31.10.25.

Bordier UK returns net of 0.30% AMC. VAT applied to AMC from inception (01.03.16) until 31.08.21. Latest ARC PCI data is provisional. Past performance is not a guide to future results. See full risk warning overleaf.

Asset allocation

Sector breakdown




Sector	%
Cash	2
Fixed interest	52
Alternatives	26
UK equity (growth)	3
US equity	8
European equity	2
Asia-Pacific ex Japan equity	3
Thematic and global equity	4

Top 10 holdings

Fund	%
Schroder Strategic Credit	10
Vanguard Global Bond Index	10
Vanguard UK Long Duration Gilt Index	9
Fidelity Strategic Bond	8
TwentyFour Corporate Bond	8
Artemis Short-Duration Strategic Bond	7
Premier Miton Tellworth UK Select	7
Vanguard UK Investment Grade Bond Index	7
Janus Henderson Absolute Return	6
Jupiter Merian Global Equity Absolute Return	6

Asset class breakdown



Note: For illustrative purposes only.

Source: FE Analytics as at 31.10.25

Third-party platform availability

We work with the following platforms:



Please enquire about the service for your chosen platform.

Contact us

For further information on this strategy or any of our other investment services please contact a member of our sales team:

t: +44 (0)20 7667 6600
e: sales@bordieruk.com
w: bordieruk.com



Bordier & Cie (UK) PLC | Wealth and Investment Management
23 King Street | St James's | London SW1Y 6QY

Corporate winner or shortlisted for over 100 prestigious industry awards since 2014

Important information

The value of an investment and any income from it may fall as well as rise, may be affected by exchange rate fluctuations and you may not get back the amount you originally invested. The information in this factsheet does not constitute an offer of, or an invitation to buy or sell any security. Levels and bases of tax can change. The securities detailed in this factsheet may not be suitable for all investors. The model portfolio is applied to client accounts by the platform provider but it may take some time for the client accounts to mirror the model. Please note that the calculated OCF from FE Analytics may vary from that stated by your chosen platform provider. Bordier & Cie (UK) PLC recommends that you seek the advice of your financial adviser.

Issued by Bordier & Cie (UK) PLC, 23 King Street, St James's, London SW1Y 6QY. Authorised and regulated by the Financial Conduct Authority. Incorporated in England No. 1583393, registered office as above.