

Risk Targeted Decumulation solutions

Why Bordier UK

We are a wealth and investment manager whose core business is working with financial advisers to manage investment solutions on behalf of their clients. We are part of the Bordier Group, which was established in Geneva in 1844, and who currently operate in six countries across three continents. The Bordier Group manage around £16.7bn of assets.

We are truly independent, with no private equity or external shareholders. We have no appetite to further acquire or be acquired, which offers clients and their advisers stability and continuity, alongside significant financial strength to provide peace of mind. Importantly, we recognise that in many instances capital is not replaceable and great care must be taken to preserve it.

Investment philosophy

Our philosophy can be summarised as uncomplicated yet reassuring, with a focus on wealth preservation and a devotion to meeting client expectations. We take no direction from benchmarks, instead choosing to have freedom and flexibility in our forward-looking, proactive approach to asset allocation. It is a tried and tested methodology that we've operated in the UK for over 40 years.

High conviction management

Market-leading efficiency to execute highly active asset allocation and fund selection changes across our range of investment solutions. Our high conviction approach, with timely implementation of key investment decisions, ensures good client outcomes – no client is left behind.

Fund picking expertise

Our highly experienced research team, whose experience spans various market cycles, focus on identifying tomorrow's winners. With no internal funds, the team are unconstrained to analyse the entire market and have a successful track record of selecting managers who have outperformed their relative benchmarks and peer groups.

Differentiated approach

Our approach is exemplified by our allocation to alternative investments. We believe that the primary objective of an 'alternatives' allocation should be to provide an uncorrelated return profile to traditional asset classes – a key characteristic many portfolios lack. We utilise long/short market neutral funds to support our focus on wealth preservation.

Our Risk Targeted Decumulation solutions

Our Risk Targeted Decumulation ('RTD') solutions are specifically intended for clients in pension drawdown. The solutions shift the focus from performance-driven accumulation to investment strategies that put capital preservation first, and seek to minimise the risk of eroding capital values in falling markets whilst you take a fixed regular income.

Importantly, the solutions provide peace of mind if you are worried about taking undue risk and seeking a smoother financial journey in retirement.










Our RTD solutions consist of four actively managed investment strategies with different levels of risk and expected return, with each targeted to a particular decumulation risk profile.

- Risk targeted strategies: each strategy is managed within the agreed risk boundary, meaning it does not drift outside of your agreed risk tolerance, assisting your adviser with their ongoing suitability assessment.

- Robust and repeatable: our centralised investment process ensures consistent implementation of asset allocation and fund selection relevant to each client's risk profile, helping provide consistent outcomes across all client portfolios.
- Track record: a long record of producing strong and consistent risk-adjusted returns.
- Risk management: consistent implementation ensures appropriate risk management and reward relevant to your risk profile and risk/return expectation, as well as assisting your adviser with what assumptions to build into their cashflow modeller.
- Reassurance: by operating within tighter risk constraints, on a month-to-month basis, the solution provides greater control over anticipated maximum drawdown, by using Value at Risk ('VaR') assumptions.

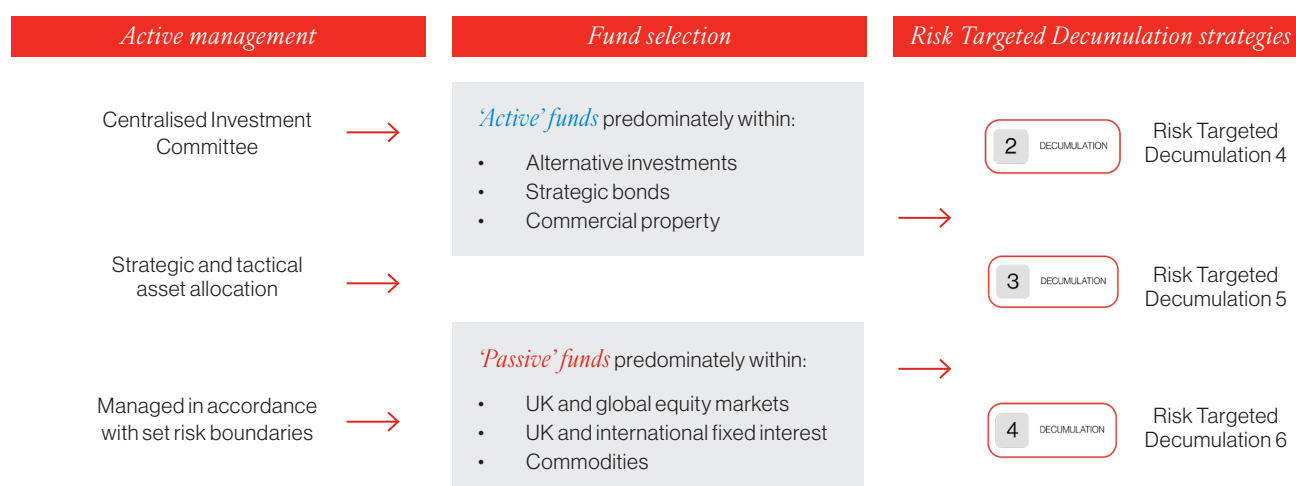
The strategies offer you access to our discretionary fund management capabilities at a lower cost through the combination of active and passive collective investments: a solution that, when cost considerations are paramount, does not compromise on quality.

Strategy overview

Strategy	Ongoing charges figure	Annualised expected VaR*	VaR boundaries	Bordier Decumulation risk profile	Dynamic Planner risk profile	Defaqto Income Drawdown rating
Risk Targeted Decumulation 4	0.40%	8.3%	6.0-9.0%			
Risk Targeted Decumulation 5	0.39%	11.3%	9.0-12.0%			
Risk Targeted Decumulation 6	0.40%	14.3%	12.0-15.0%			

*Annualised expected VaR (rounded to 1 d.p.) based on latest Dynamic Planner assumptions.
Ongoing charges figure as at 31 July 2025.

Constructing our *Risk Targeted Decumulation strategies*



Asset allocation – *breakdown*

Asset class	Risk Targeted Decumulation 4	Risk Targeted Decumulation 5	Risk Targeted Decumulation 6
Fixed interest	53%	39%	29%
UK equities	2%	5%	9%
Overseas equities	11%	28%	41%
Alternative investments	27%	23%	17%
Property	0%	0%	0%
Cash	7%	5%	4%
Total	100%	100%	100%
Active investment exposure	58%	56%	55%
Passive investment exposure	42%	44%	45%

Risk Targeted Decumulation 5 strategy – *example overview*

Investment objectives

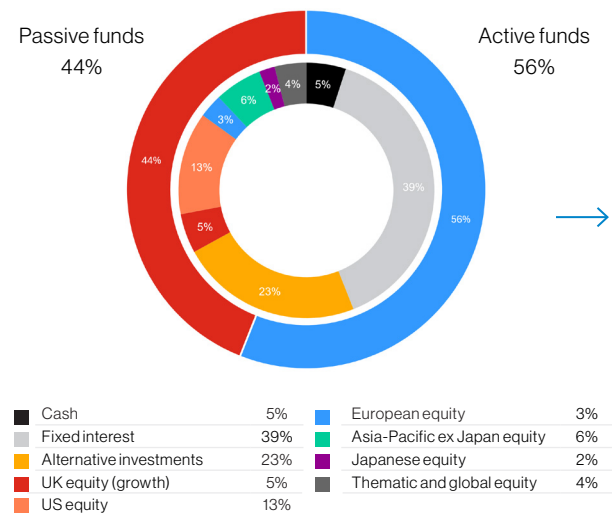
To assist investors in drawdown, looking to preserve their capital in real (inflation-adjusted) terms over the medium to longer term but who feel comfortable with some moderate fluctuation in values.

Risk profile



The strategy is managed in accordance with Dynamic Planner risk profile 5, with the strategy's expected annual VaR targeted to stay within the assigned risk profile's boundaries. The strategy is categorised as a Bordier Decumulation Risk Profile 3.

Asset allocation



Thematic and global equity	FTF ClearBridge Global Infra. Income	2%
	Landseer Global Artificial Intelligence	2%
US equity	Arbrook American Equities	2%
	Artemis US Smaller Companies	2%
	Premier Miton US Opportunities	3%
Fixed Interest	Fidelity Strategic Bond	6%
	TwentyFour Corporate Bond	7%
	Schroder Strategic Credit	9%
Alternative investments	Jupiter Merian Global Equity Absolute Return	5%
	Artemis Short-Duration Strategic Bond	6%
	Janus Henderson Absolute Return	6%
	Premier Miton Tellworth UK Select	6%

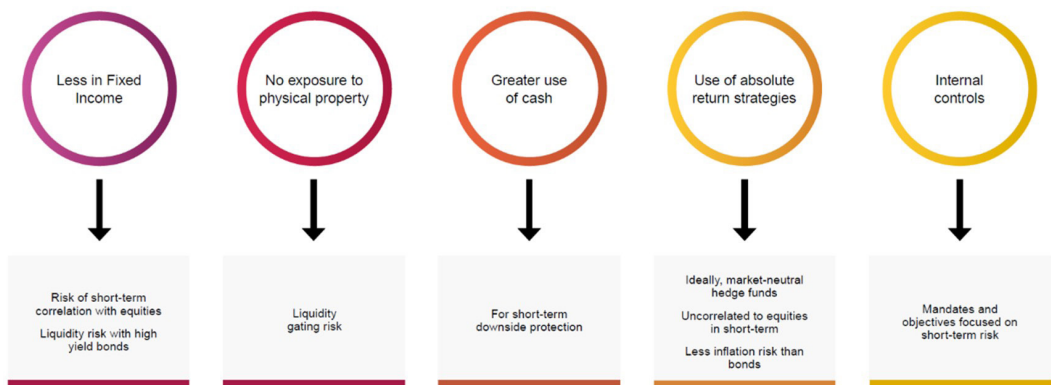
Top 10 holdings

Holding	%	Holding	%
Schroder Strategic Credit	9	Fidelity Strategic Bond	6
TwentyFour Corporate Bond	7	Janus Henderson Absolute Return	6
Vanguard UK Long Duration Gilt Index	7	Premier Miton TM Tellworth UK Select	6
abrdn Asia Pacific ex Japan Equity Tracker	6	Cash (Deposit)	5
Artemis Short-Duration Strategic Bond	6	Jupiter Merian Global Equity Absolute Return	5

Ongoing charges figure

Underlying funds' ongoing charges figure	0.39%
The ongoing charges figure ('OCF') relates to the current cost of the underlying holdings' OCFs within the strategy and is calculated on a weighted average basis.	
All data as at 31 July 2025. Please note total costs and charges including AMC and platform fees will be added in accordance with your service	

Asset allocation for decumulation



Accessing the solutions and service details

Direct with Bordier UK

- No additional platform fees.
- No VAT applicable to service.
- Minimum investment £20,000.
- Direct access to our Managed Portfolio Service team.
- Personalised investment proposal available.
- Auto-ISA function available.
- Quarterly Bordier UK reporting.
- Online facility that gives access to valuations.
- Annual tax reports available.
- At least quarterly rebalancing.
- Income drawdown facility available

Third-party platforms

- Minimum investment £1,000 with minimum subsequent investment £100.
- No VAT applicable to service.
- Reporting via platform only.
- At least quarterly rebalancing.
- We work with the following third-party platforms:



Defaqto 5 Star Rated

We have achieved and retained, over the past thirteen years, the maximum Defaqto 5 Star Rating for our Wealth Management Service (bespoke) and Managed Portfolio Service ('MPS') offerings.

Our Platform MPS offering has been 5 Star Rated since the inception of Defaqto's DFM MPS on Platform Rating category in 2014. We are one of only three discretionary fund managers ('DFM') to have achieved these highest three Defaqto DFM Star Ratings across this period.



Contact us

For further information, please speak to your adviser or visit our website at www.bordieruk.com.



020 7667 6600



sales@bordieruk.com



Bordier & Cie (UK) PLC

Bordier & Cie (UK) PLC | Wealth and Investment Management
23 King Street | St James's | London | SW1Y 6QY



This document can be provided in a number of accessible formats – please call us on 020 7667 6600 or email clientservices@bordieruk.com for further information.

Important information

The value of an investment and any income from it may fall as well as rise, may be affected by exchange rate fluctuations and you may not get back the amount you originally invested. The information in this document does not constitute an offer of, or an invitation to buy or sell any security. Levels and bases of tax can change. The securities detailed in this document may not be suitable for all investors. The model portfolio is applied to client accounts by the platform provider but it may take some time for the client accounts to mirror the model. Please note that the calculated OCF from FE Analytics may vary from that stated by your chosen platform provider. Bordier & Cie (UK) PLC recommends that you seek the advice of your financial adviser.

Issued and approved by Bordier & Cie (UK) PLC, 23 King Street, St James's, London SW1Y 6QY. Authorised and regulated by the Financial Conduct Authority. Incorporated in England No. 1583393, registered office as above.