

December 2024

Strategy details

Inception	2 July 2012
Min. initial investment	£20,000
Rebalancing strategy (min.)	Quarterly
Currency	£ GBP
Annual yield (current)	3.19%
Annualised volatility	5.14%

Annualised 3-year volatility data as at 31.12.24

Charges

Annual management charge	0.75%
Ongoing charges figure	0.54%

Investment objective

To preserve capital in real (inflation-adjusted) terms over the medium to longer term. Investors should expect low levels of reward and a low correlation to stockmarket behaviour, including modest fluctuations in values.

Risk profile

The strategy is managed with a maximum target of 20% equity market exposure and is categorised as a Bordier Risk Profile 1.



About the Managed Portfolio Service

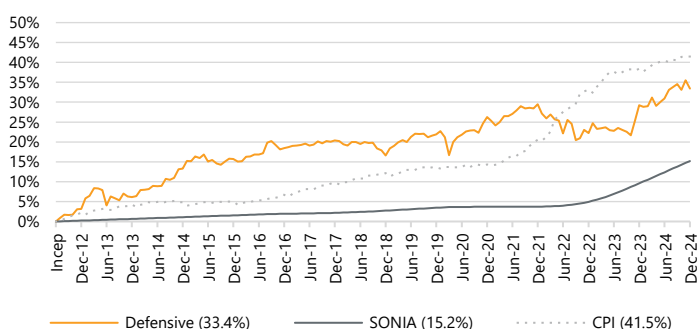
Our Managed Portfolio Service ('MPS') has been awarded the maximum Defaqto 5 stars as a solution for advisers to manage client assets directly with Bordier UK. The service offers five actively managed investment strategies ranging from Defensive to Adventurous. Each strategy has a different level of risk and potential return, with risk categorised by equity market exposure that increases in increments of 20% for each strategy, and the ability to select an income option to benefit from regular income from the strategy as well as potential long-term capital growth.

Investment update

2024 proved to be a good year for equities with all major developed markets ending the year in positive territory. This was despite a slight sell-off in markets at the end of December due to the US Federal Reserve projecting fewer interest rates cuts in 2025 owing to persistent sticky inflation. The US market led the way, part driven by the continued outperformance of some of the 'giant tech' companies. In contrast to the US, economic data in the eurozone has weakened over the year while political chaos in both Germany and France have added a layer of uncertainty in the region. This did not prevent eurozone markets rising in 2024, and we still believe that some measured exposure is appropriate. To an extent, the same can be said of the UK market where sentiment remains fragile, but valuations look similarly attractive. Markets do have some concerns about the economic outlook on the back of some weak data that suggests that the UK's economy remains on the brink of recession. The Japanese market performed well in 2024 with sentiment bolstered by a modest uptick in inflation, a positive given the deflationary slump Japan has experienced. Concerns around the potential impact of US tariffs, and a potentially stronger US dollar, have weighed on Asian markets since the US election result however a good return was still produced over the year. Returns from fixed interest markets were muted overall in 2024 although we saw the highest level of rate cuts since 2009. A backdrop of generally resilient global economic growth, moderating global inflation and reductions in interest rates should continue to be supportive for a wide range of asset classes moving into 2025, therefore the strategy remains at the top end of its allowable equity range. Having reviewed the likely headwinds and tailwinds of a second Trump US presidency, we increased our exposure to the US equity sector in December at the expense of the sustainable/renewable energy exposure held within our thematic allocation. Elsewhere in the strategy, we remain positive on the outlook for fixed interest as the twin tailwinds of lower interest rates and low default rates in the corporate sector should push bond yields lower over 2025. Allocating to some low volatility absolute return funds should continue to play a valuable role during periods of market weakness.

Performance

Inception performance



Cumulative performance

	1yr	3yr	5yr	10yr
Defensive (20% eq.)	3.2%	3.0%	9.4%	17.7%
SONIA	5.1%	11.0%	11.3%	13.9%
CPI	2.2%	17.4%	24.5%	35.0%

Annualised performance

	1yr	3yr	5yr	10yr
Defensive (20% eq.)	3.2%	1.0%	1.8%	1.6%
SONIA	5.1%	3.5%	2.2%	1.3%
CPI	2.2%	5.5%	4.5%	3.0%

Discrete performance

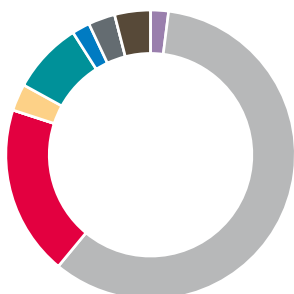
	2024	2023	2022	2021	2020	2019
Defensive (20% eq.)	3.2%	5.7%	-5.6%	2.6%	3.6%	4.6%
SONIA	5.1%	4.4%	1.1%	0.1%	0.2%	0.7%
CPI	2.2%	3.9%	10.5%	5.4%	0.7%	1.3%

Source: Bordier UK & FE Analytics as at 31.12.24.

Bordier UK returns net of 0.75% AMC. VAT applied to AMC from inception (02.07.12) until 31.08.21. Latest ARC PCI data is provisional. Past performance is not a guide to future results. See full risk warning overleaf.

Asset allocation

Sector breakdown

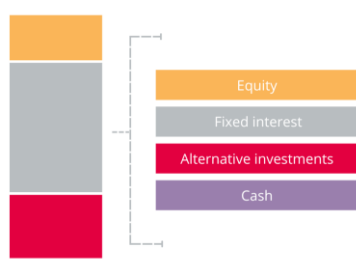


Sector	%
Cash	2
Fixed interest	59
Alternatives	19
UK equity (growth)	3
US equity	8
European equity	2
Asia-Pacific ex Japan equity	3
Thematic and global equity	4

Top 10 holdings

Fund	%
Schroder Strategic Credit	10
Vanguard Global Bond Index	10
Vanguard UK Long Duration Gilt Index	9
Fidelity Strategic Bond	8
TwentyFour Corporate Bond	8
Janus Henderson Strategic Bond	7
TM Tellworth UK Select	7
Vanguard UK Inv. Grade Bond Index	7
Janus Henderson Absolute Return	6
Man GLG Alpha Select Alternative	6

Asset class breakdown



Note: For illustrative purposes only.

Source: FE Analytics as at 31.12.24

Contact us

For further information on this strategy or any of our other investment services please contact a member of our sales team:

t: +44 (0)20 7667 6600
e: sales@bordieruk.com
w: bordieruk.com



Bordier & Cie (UK) PLC | Specialist Investment Manager
23 King Street | St James's | London SW1Y 6QY

Corporate winner or shortlisted for over 100 prestigious industry awards since 2014

Important information

The value of an investment and any income from it may fall as well as rise, may be affected by exchange rate fluctuations and you may not get back the amount you originally invested. The information in this factsheet does not constitute an offer of, or an invitation to buy or sell any security. Levels and bases of tax can change. The securities detailed in this factsheet may not be suitable for all investors. The model portfolio is applied to client accounts by the platform provider but it may take some time for the client accounts to mirror the model. Bordier & Cie (UK) PLC recommends that you seek the advice of your financial adviser.

Issued by Bordier & Cie (UK) PLC, 23 King Street, St James's, London SW1Y 6QY. Authorised and regulated by the Financial Conduct Authority. Incorporated in England No. 1583393, registered office as above.