

October 2024

Strategy details

Inception	2 July 2012
Min. initial investment	£20,000
Rebalancing strategy (min.)	Quarterly
Currency	£ GBP
Annual yield (current)	3.18%
Annualised volatility	4.97%

Annualised 3-year volatility data as at 31.10.24

Charges

Annual management charge	0.75%
Ongoing charges figure	0.54%

Investment objective

To preserve capital in real (inflation-adjusted) terms over the medium to longer term. Investors should expect low levels of reward and a low correlation to stockmarket behaviour, including modest fluctuations in values.

Risk profile

The strategy is managed with a maximum target of 20% equity market exposure and is categorised as a Bordier Risk Profile 1.



About the Managed Portfolio Service

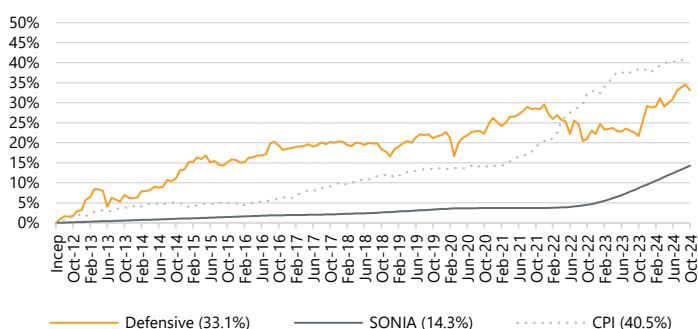
Our Managed Portfolio Service ('MPS') has been awarded the maximum Defaqto 5 stars as a solution for advisers to manage client assets directly with Bordier UK. The service offers five actively managed investment strategies ranging from Defensive to Adventurous. Each strategy has a different level of risk and potential return, with risk categorised by equity market exposure that increases in increments of 20% for each strategy, and the ability to select an income option to benefit from regular income from the strategy as well as potential long-term capital growth.

Investment update

2024 has so far been a good year for equity markets however October proved to be a weaker month. Bond yields also rose materially in most key regions, which meant values fell. Sentiment in the US was impacted by some slightly higher-than-expected inflation numbers which, together with some strong employment data, moderated expectations around likely interest rate cuts. Uncertainty surrounding the result and potential impact of the forthcoming election also weighed on investor sentiment. In Europe, the European Central Bank announced a third 25 basis point rate cut in response to further data pointing to an economic slowdown. This action was not, however, enough to prevent European markets falling around 2% in sterling terms. The UK market also fell, albeit the positive effect of a strengthening US dollar on companies with significant dollar-based earnings provided some support. Emerging markets retreated following September's gains, with the strength in the US dollar weighing heavily on the region. Japan was the one bright spot, posting a positive return in local currency terms and demonstrating how allocating to the region can provide valuable diversification benefits due to its relatively low correlation with other major markets. Fluctuating rate expectations have caused some market volatility in recent weeks however the strategy's base case remains for a 'soft' landing, with inflationary pressures remaining under control and positive global economic growth intact. Further reductions in interest rates are expected across the developed world and the outlook (and forecasts) for corporate earnings looks encouraging moving into 2025. This backdrop should be supportive for equity markets, therefore the strategy remains at the top end of its allowable equity range. We are also positive on the outlook for fixed income assets, where history suggests that attractive returns typically follow after the first rate cut in a loosening cycle. During the month we made a modest change within the fixed interest sector to slightly reduce duration. Our strategic bond managers are making a similar move, reflecting the fact that yields have already shifted down in anticipation of further rate cuts. We are retaining some exposure to some low volatility absolute return funds, which continue to play a valuable role in portfolios during periods of market weakness.

Performance

Inception performance



Cumulative performance

	1yr	3yr	5yr	10yr
Defensive (20% eq.)	9.4%	3.5%	9.9%	20.0%
SONIA	5.2%	10.2%	10.6%	13.1%
CPI	1.7%	18.1%	23.9%	33.7%

Annualised performance

	1yr	3yr	5yr	10yr
Defensive (20% eq.)	9.4%	1.2%	1.9%	1.8%
SONIA	5.2%	3.3%	2.0%	1.2%
CPI	1.7%	5.7%	4.4%	2.9%

Discrete performance

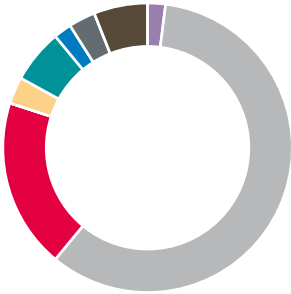
	YTD	2023	2022	2021	2020	2019
Defensive (20% eq.)	3.0%	5.7%	-5.6%	2.6%	3.6%	4.6%
SONIA	4.3%	4.4%	1.1%	0.1%	0.2%	0.7%
CPI	1.5%	3.9%	10.5%	5.4%	0.7%	1.3%

Source: Bordier UK & FE Analytics as at 31.10.24.

Bordier UK returns net of 0.75% AMC. VAT applied to AMC from inception (02.07.12) until 31.08.21. Latest ARC PCI data is provisional. Past performance is not a guide to future results. See full risk warning overleaf.

Asset allocation

Sector breakdown

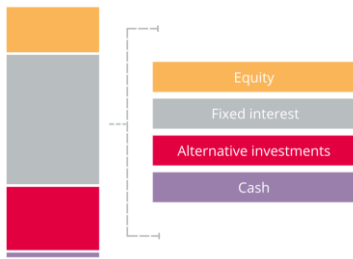


Sector	%
Cash	2
Fixed interest	59
Alternatives	19
UK equity (growth)	3
US equity	6
European equity	2
Asia-Pacific ex Japan equity	3
Thematic and global equity	6

Top 10 holdings

Fund	%
Schroder Strategic Credit	10
Vanguard Global Bond Index	10
Vanguard UK Long Duration Gilt Index	9
Fidelity Strategic Bond	8
TwentyFour Corporate Bond	8
Janus Henderson Strategic Bond	7
TM Tellworth UK Select	7
Vanguard UK Inv. Grade Bond Index	7
Janus Henderson Absolute Return	6
Man GLG Alpha Select Alternative	6

Asset class breakdown



Note: For illustrative purposes only.

Source: FE Analytics as at 31.10.24

Contact us

For further information on this strategy or any of our other investment services please contact a member of our sales team:

t: +44 (0)20 7667 6600
e: sales@bordieruk.com
w: bordieruk.com



Bordier & Cie (UK) PLC | Specialist Investment Manager
23 King Street | St James's | London SW1Y 6QY

Corporate winner or shortlisted for over 100 prestigious industry awards since 2014

Important information

The value of an investment and any income from it may fall as well as rise, may be affected by exchange rate fluctuations and you may not get back the amount you originally invested. The information in this factsheet does not constitute an offer of, or an invitation to buy or sell any security. Levels and bases of tax can change. The securities detailed in this factsheet may not be suitable for all investors. The model portfolio is applied to client accounts by the platform provider but it may take some time for the client accounts to mirror the model. Bordier & Cie (UK) PLC recommends that you seek the advice of your financial adviser.

Issued by Bordier & Cie (UK) PLC, 23 King Street, St James's, London SW1Y 6QY. Authorised and regulated by the Financial Conduct Authority. Incorporated in England No. 1583393, registered office as above.