

Strategy details

Inception	1 March 2016
Min. initial investment (direct)	£20,000
Min. initial investment (platform)	£1,000
Rebalancing strategy (min.)	Quarterly
Currency	£ GBP
Annual yield (current)	3.36%

Charges

Annual management charge (direct)	0.75%
Annual management charge (platform)*	0.30%
Ongoing charges figure	0.45%

*Not including platform fees.

Investment objective

To preserve capital in real (inflation-adjusted) terms over the medium to longer term. Investors should expect low levels of reward and a low correlation to stockmarket behaviour, including modest fluctuations in values.

Risk profile

The strategy is managed in accordance with Dynamic Planner risk profile 3, with the strategy's expected volatility targeted to stay within the assigned Dynamic Planner risk profile's boundaries.



About the Hybrid Passive Risk Targeted Managed Service

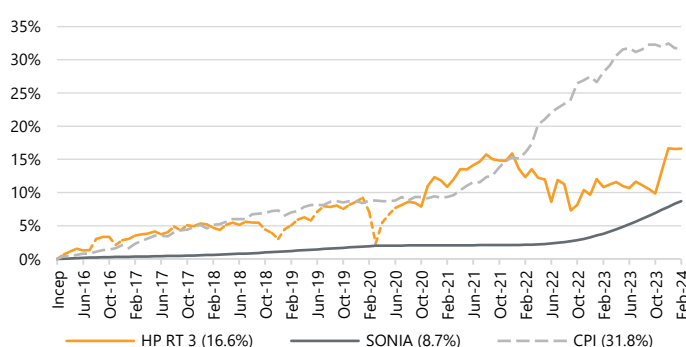
Our Hybrid Passive Risk Targeted ('RT') Managed Service consists of five actively managed investment strategies (Hybrid Passive RT 3-7) that provide lower cost access to our discretionary fund management capabilities through the combination of active and passive collective investments. Each strategy has a different level of risk and expected return, and are rigorously mapped within the volatility boundaries assigned to specific Dynamic Planner risk profiles (RTM 3-7). The service provides a solution that, when cost considerations are paramount, does not compromise on quality.

Investment update

February was a positive month overall for equity markets with all major developed market indices rising. Emerging markets also rose quite strongly. In contrast, most areas of the fixed income market fell over the month. The key positive driver for equities was a continued stream of better-than-expected earnings announcements, most notably in the US. The US economy also continues to prove resilient as manufacturing and labour data served to push the S&P 500 Index higher. European markets rose just under 3%, encouraged by some better economic data. The backdrop of unexpectedly resilient economic growth shaped a more hawkish view over the month, which put pressure on fixed income markets. We remain optimistic on the outlook for equities, which should be well supported by an improving earnings and economic outlook over the course of this year and into 2025. Therefore, no changes were made over the month as the strategy remains at the upper end of its Dynamic Planner risk profile. We retain core allocations to the US and Asia, which we believe offer the prospect of superior economic and earnings growth looking ahead, however it is encouraging to see real strength from Japan, which we allocated to last year. We continue to look to skew portfolios to themes that we believe will enjoy superior levels of growth going forward, such as companies set to benefit from the structural growth in sustainable energy and from advances in artificial intelligence.

Performance

Inception performance



Cumulative performance

	1yr	3yr	5yr*	10yr*
HP RT 3	5.2%	5.2%	11.0%	-
SONIA	4.8%	6.6%	7.5%	-
CPI	2.8%	20.5%	23.1%	-

Annualised performance

	1yr	3yr	5yr*	10yr*
HP RT 3	5.2%	1.7%	2.1%	-
SONIA	4.8%	2.1%	1.5%	-
CPI	2.8%	6.4%	4.3%	-

Discrete performance

	YTD	2023	2022	2021	2020*	2019*
HP RT 3	0.0%	6.4%	-5.4%	3.2%	3.4%	5.5%
SONIA	0.9%	4.4%	1.1%	0.1%	0.2%	0.7%
CPI	-0.5%	3.9%	10.5%	5.4%	0.7%	1.3%

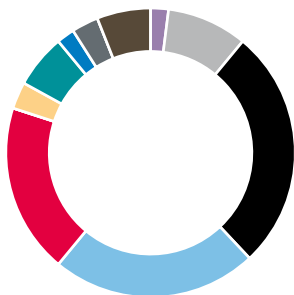
*Performance from inception (01.03.16) to 30.06.20 is simulated past performance based on back-tested data (represented by the orange dashed line).

Source: Bordier UK & FE Analytics as at 29.02.24.

Bordier UK returns net of 0.30% AMC. VAT applied to AMC from inception until 31.08.21. Latest ARC PCI data is provisional. Past performance is not a guide to future results. See full risk warning overleaf.

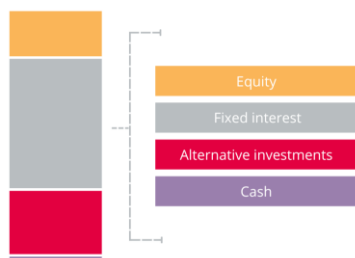
Asset allocation

Sector breakdown



Sector	%
Cash	2
UK fixed interest	9
International fixed interest	27
Strategic bonds	23
Alternatives	19
UK equity (growth)	3
US equity	6
European equity	2
Asia-Pacific ex Japan equity	3
Thematic and global equity	6

Asset class breakdown



Note: For illustrative purposes only.

Top 10 holdings

Fund	%
Vanguard Global Bond Index	10
Vanguard UK Long Duration Gilt Index	9
Fidelity Strategic Bond	8
Schroder Strategic Credit	8
Janus Henderson Strategic Bond	7
TM Tellworth UK Select	7
Vanguard UK Inv. Grade Bond Index	7
Artemis Target Return Bond	6
HSBC American Index	6
Janus Henderson Absolute Return	6

Active/Passive allocation breakdown

Underlying holdings	%
Active allocation	58
Passive allocation	42

Source: FE Analytics as at 29.02.24

Third-party platform availability

We work with the following platforms:



Please enquire about the service for your chosen platform.

Contact us

For further information on this strategy or any of our other investment services please contact a member of our sales team:

t: +44 (0)20 7667 6600
e: sales@bordieruk.com
w: bordieruk.com



Bordier & Cie (UK) PLC | Specialist Investment Manager
23 King Street | St James's | London SW1Y 6QY

Corporate winner or shortlisted for over 130 prestigious industry awards over the last decade

Important information

The value of an investment and any income from it may fall as well as rise, may be affected by exchange rate fluctuations and you may not get back the amount you originally invested. The information in this factsheet does not constitute an offer of, or an invitation to buy or sell any security. Levels and bases of tax can change. The securities detailed in this factsheet may not be suitable for all investors. The model portfolio is applied to client accounts by the platform provider but it may take some time for the client accounts to mirror the model. Please note that the calculated OCF from FE Analytics may vary from that stated by your chosen platform provider. Bordier & Cie (UK) PLC recommends that you seek the advice of your financial adviser.

Issued by Bordier & Cie (UK) PLC, 23 King Street, St James's, London SW1Y 6QY. Authorised and regulated by the Financial Conduct Authority. Incorporated in England No. 1583393, registered office as above.