

### Strategy details

Inception	1 March 2016
Min. initial investment (direct)	£20,000
Min. initial investment (platform)	£1,000
Rebalancing strategy (min.)	Quarterly
Currency	£ GBP
Annual yield (current)	3.25%

### Charges

Annual management charge (direct)	0.75%
Annual management charge (platform)*	0.30%
Ongoing charges figure	0.55%

\*Not including platform fees.

### Investment objective

To preserve capital in real (inflation-adjusted) terms over the medium to longer term. Investors should expect low levels of reward and a low correlation to stockmarket behaviour, including modest fluctuations in values.

### Risk profile

The strategy is managed in accordance with Dynamic Planner risk profile 3 and is part of their Risk Target Managed ('RTM') offering. The strategy's expected volatility is targeted to stay within the assigned Dynamic Planner risk profile's boundaries.



### About the Risk Targeted Managed Service

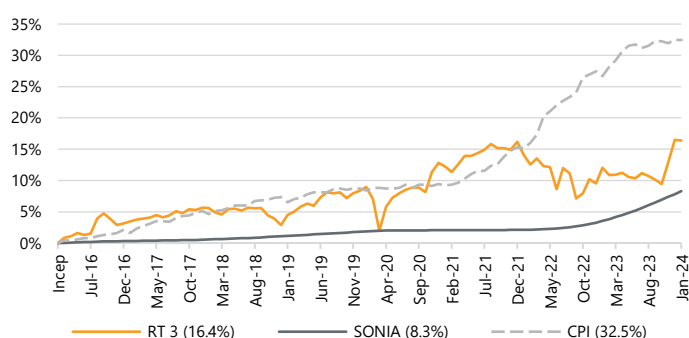
Our Risk Targeted ('RT') Managed Service consists of five actively managed investment growth strategies (Risk Targeted 3-7). Each strategy has a different level of risk and expected return, and are rigorously mapped within the volatility boundaries assigned to specific Dynamic Planner risk profiles (RTM 3-7).

### Investment update

After an excellent couple of months for markets to end 2023, returns were rather more mixed in January. Economic data in January was positive overall, particularly in the US where labour and GDP data again surprised on the upside. This positive economic news did, however, also trigger renewed uncertainty over the timing and extent of a potential reversal in interest rate policy. The dovish sentiment that prevailed at the end of last year was also dampened by some cautionary comments from the US Federal Reserve at their latest policy committee meeting. The more hawkish sentiment weighed on some areas of the equity markets, taking the edge off some of the recent strong rally. The strategy remains at the upper end of its corresponding Dynamic Planner risk profile. Global stockmarket returns in 2023 were hugely distorted by the performance of a small handful of (principally US-listed 'mega cap') shares. Selectively, we expect further participation from some of the market behemoths however a turn in the interest rate cycle should particularly favour less-expensive, quality growth companies further down the market cap scale. Oscillating rhetoric on inflation and interest rates during 2023 has meant several false dawns for fixed interest investments however our phased re-introduction of risk within bond markets over the past 12 months was well rewarded at the end of last year. Over the month, we have further increased our fixed interest duration through the addition of the Vanguard UK Long Duration Gilt Index fund where longer-duration opportunities are more plentiful than credit markets at the expense of the residual defensive, conventional and alternative fixed interest elements of the strategy.

### Performance

#### Inception performance



#### Cumulative performance

	1yr	3yr	5yr	10yr
RT 3	3.9%	3.7%	11.4%	-
SONIA	4.6%	6.1%	7.1%	-
CPI	4.6%	21.3%	24.4%	-

#### Annualised performance

	1yr	3yr	5yr	10yr
RT 3	3.9%	1.2%	2.2%	-
SONIA	4.6%	2.0%	1.4%	-
CPI	4.6%	6.6%	4.5%	-

#### Discrete performance

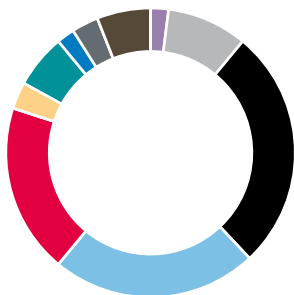
	YTD	2023	2022	2021	2020	2019
RT 3	-0.1%	6.4%	-5.7%	3.0%	4.2%	5.3%
SONIA	0.5%	4.4%	1.1%	0.1%	0.2%	0.7%
CPI	-	3.9%	10.5%	5.4%	0.7%	1.3%

Source: Bordier UK & FE Analytics as at 31.01.24.

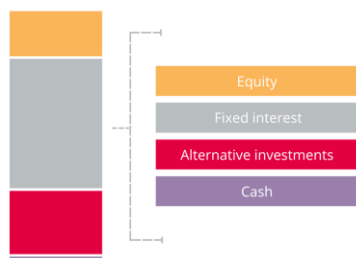
Bordier UK returns net of 0.30% AMC. VAT applied to AMC from inception (01.03.16) until 31.08.21. Latest ARC PCI data is provisional. Past performance is not a guide to future results. See full risk warning overleaf.

### Asset allocation

#### Sector breakdown



#### Asset class breakdown



Note: For illustrative purposes only.

#### Top 10 holdings

Fund	%
Vanguard Global Bond Index	10
Vanguard UK Long Duration Gilt Index	9
Fidelity Strategic Bond	8
Schroder Strategic Credit	8
Janus Henderson Strategic Bond	7
TM Tellworth UK Select	7
Vanguard UK Inv. Grade Bond Index	7
Artemis Target Return Bond	6
Janus Henderson Absolute Return	6
abrdn Global Inflation Linked Bond	5

Source: FE Analytics as at 31.01.24

### Third-party platform availability

We work with the following platforms:



Please enquire about the service for your chosen platform.

### Contact us

For further information on this strategy or any of our other investment services please contact a member of our sales team:

t: +44 (0)20 7667 6600  
e: sales@bordieruk.com  
w: bordieruk.com

**Bordier & Cie (UK) PLC | Specialist Investment Manager**  
23 King Street | St James's | London SW1Y 6QY



Corporate winner or shortlisted for over 130 prestigious industry awards over the last decade

### Important information

The value of an investment and any income from it may fall as well as rise, may be affected by exchange rate fluctuations and you may not get back the amount you originally invested. The information in this factsheet does not constitute an offer of, or an invitation to buy or sell any security. Levels and bases of tax can change. The securities detailed in this factsheet may not be suitable for all investors. The model portfolio is applied to client accounts by the platform provider but it may take some time for the client accounts to mirror the model. Please note that the calculated OCF from FE Analytics may vary from that stated by your chosen platform provider. Bordier & Cie (UK) PLC recommends that you seek the advice of your financial adviser.

Issued by Bordier & Cie (UK) PLC, 23 King Street, St James's, London SW1Y 6QY. Authorised and regulated by the Financial Conduct Authority. Incorporated in England No. 1583393, registered office as above.