

# Risk Targeted Decumulation Service

## Risk Targeted Decumulation 4 (RTD 4)

### Key information

#### Strategy details

Inception	1 October 2020
Minimum initial investment (direct)	£20,000
Minimum initial investment (platform)	£1,000
Rebalancing strategy (minimum)	Quarterly
Currency	£ GBP
Annual management charge (direct)	0.75%
Annual management charge (platform)	0.30%*
Ongoing charges figure ('OCF')	0.53%

\*Not including platform fees

#### Risk Targeted Decumulation Service

The service consists of three actively managed investment strategies that are designed for investors in drawdown. The service puts capital preservation first and seeks to minimise the risk of eroding capital in falling markets whilst a fixed regular income is being taken.

Each investment strategy has a different level of risk and expected return, with each targeted to a particular Dynamic Planner Risk Managed Decumulation ('RMD') risk profile (4-6). Each investment strategy is checked by Dynamic Planner on a monthly basis to ensure that it stays within the expected annual Value at Risk ('VaR') boundaries assigned to the corresponding Dynamic Planner risk profile.

The service is available directly through our Bordier UK platform and via third-party platforms.

#### Investment objective

To assist investors in drawdown, looking to preserve capital in real (inflation-adjusted) terms over the medium to longer term. Investors should expect low levels of reward and a low correlation to stockmarket behaviour, including modest fluctuations in values.

#### Risk profile

The strategy is managed in accordance with Dynamic Planner risk profile 4 and is part of their RMD offering. The strategy's expected annual VaR is targeted to stay within the assigned Dynamic Planner risk profile's boundaries.

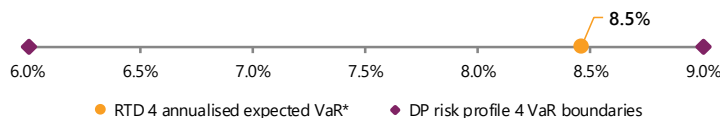


#### Investment update

Continued concerns over inflation and weakening growth led to a further equity market sell off in June. Global equities have now fallen over 18% in local currency terms this year representing the worst H1 period in over 50 years. Consumer confidence continues to fall in most regions and has hit record lows in the UK, which is facing one of the most acute squeezes in (negative) real wage growth. The Bank of England and the US Federal Reserve once again raised rates whilst the European Central Bank signalled that it would raise rates once it had ceased asset purchases. Equity valuations overall look undemanding and positive economic growth is still widely forecast over the next two or three years in most regions. Taking a medium-term view that the current downturn will be relatively short-lived, we are maintaining our commitment to equities, with the strategy remaining at the upper end of its corresponding Dynamic Planner risk profile. With attention potentially turning to protecting growth rather than curbing inflation, an opportunity has arisen to take a little more risk within bond markets. We have therefore reduced some of the more defensive biases to fixed interest positioning. Where appropriate, we have also added to alternative investments, by allocating to the TM Tellworth UK Select fund, at the expense of some fixed interest exposure. Genuinely alternative investments are likely to continue to act as strategy stabilisers and sources of good risk diversification and return if traditional assets continue to come under some pressure.

#### Annualised expected loss (Value at Risk)

Value at Risk ('VaR') measures the expected maximum loss of a strategy, given usual market conditions, over a specific time period and at a particular confidence level.



\*Annualised expected VaR (rounded to 1 d.p.) based on latest Dynamic Planner assumptions. Bordier UK asset allocation as at 30.06.22. Dynamic Planner calculates the strategy's VaR monthly using a 95% confidence level.

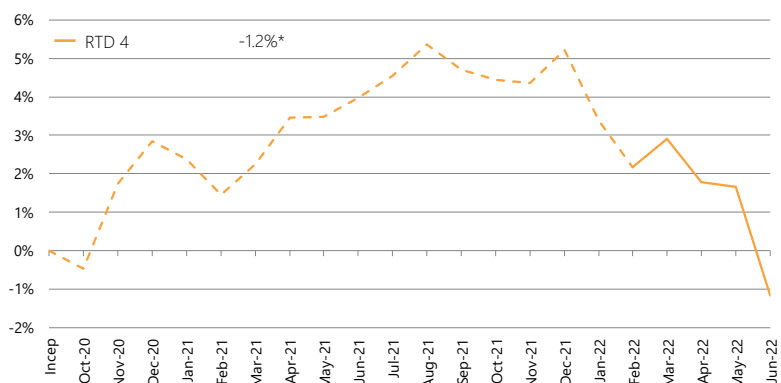
#### Discrete performance

	YTD*	2021*	2020*
RTD 4	-6.1%	2.3%	2.9%

#### Cumulative performance

	1yr*	Inception*
RTD 4	-5.0%	-1.2%

#### Inception performance



\*Performance from inception (01.10.20) to 31.01.22 is simulated past performance based on back-tested data (represented by orange dashed line). Source: FE Analytics as at 30.06.22. Bordier UK figures net of 0.30% AMC. VAT applied to AMC from inception until 31.08.21. Past performance is not a guide to future results. See full risk warning overleaf.

## Why decumulation?

Investors drawing on their portfolio for a regular monthly income are in danger of negatively impacting the total return available to them based on the timing of their withdrawals. Known as sequencing risk, this can have a significant impact on an investor who depends on the income and is no longer contributing new capital that could offset losses.

Within a dedicated decumulation strategy, volatility is micro-managed to smooth out monthly performance and mitigate risk. By doing so, investors will experience less frequent volatility spikes, decreasing the speed at which the value of their portfolio shrinks.

## About Bordier UK

Bordier & Cie (UK) PLC ('Bordier UK') is a specialist investment manager that promotes a long-standing culture of consistency and excellence, whether in the performance of our portfolios, the service given by our staff or the quality of our reporting.

Bordier UK focuses on managing the wealth of individuals, families and trustees. We manage portfolios for pensions, trusts, charities, offshore bonds, livery companies, institutions and welfare committees, as well as investments from our own staff. Working alongside professional advisers and managing investment solutions on behalf of their clients is core to the Bordier UK business.

Bordier UK is part of the Bordier Group. The Bordier Group is built on solid foundations, with a strong Tier 1 capital ratio of 32.1%. Established in Geneva in 1844, the Bordier Group operates in six countries across three continents, managing assets of circa £13.3bn for approximately 4,200 families.

Corporate winner or shortlisted for over 100 prestigious industry awards since 2014



Source: Bordier & Cie as at 31 December 2021.

## Contact us

For further information on this strategy or any of our other investment services please contact a member of our sales team:

t: +44 (0)20 7667 6600  
e: sales@bordieruk.com  
w: www.bordieruk.com

**Bordier & Cie (UK) PLC**  
**Specialist Investment Manager**

23 King Street | St James's | London SW1Y 6QY

## Headline asset allocation and positioning

Summary of current Investment Committee positioning

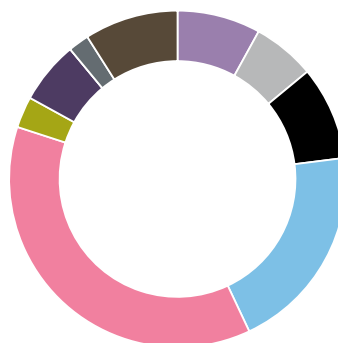
	UW (-)	N (=)	OW (+)	Key
Fixed interest		Current	Previous*	
Equities			Current	
Property	Current			
Alternative investments		Previous*	Current	
Cash	Current			

UW (-) Underweight  
N (=) Neutral  
OW (+) Overweight

- The strategies remain at the upper end of their corresponding Dynamic Planner risk profiles with good exposure to those parts of the world less likely to be exposed to the economic fall-out from war in Ukraine.
- We have reduced or removed entirely our exposure to Europe and increased our allocations to infrastructure, which not only boasts both defensive and inflation-protection characteristics, but also provides greater exposure to regions outside of Europe.
- We continue to favour inflation-linked bond funds, actively managed strategic bond funds and 'market neutral' alternative investments, which continue to act as good portfolio stabilisers, diversifiers of risk and sources of return.
- Cash exposure remains low and there continues to be focus on high levels of liquidity in everything that we own.

\*Positioning prior to last Investment Committee change (October 2021) As at 30.06.22

## Model asset allocation



Active/Passive split	%
Active funds	73
Passive funds	27

## Top 10 holdings

Holding	%	Holding	%
Cash (deposit)	8	BlackRock Absolute Return Bond	7
Fidelity Strategic Bond	8	Janus Henderson Strategic Bond	7
Janus Henderson Absolute Return	8	TM Tellworth UK Select	7
TwentyFour Absolute Return Credit	8	FTF ClearBridge Global Infrastructure Inc.	6
Artemis Target Return Bond	7	Vanguard UK Short-Term Inv. Grade Bond	6

As at 30.06.22

**Risk warning:** The value of an investment and any income from it may fall as well as rise, may be affected by exchange rate fluctuations and you may not get back the amount you originally invested. The information in this factsheet does not constitute an offer of, or an invitation to buy or sell any security. Levels and bases of tax can change. The securities detailed in this factsheet may not be suitable for all investors. The model portfolio is applied to client accounts by the platform provider but it may take some time for the client accounts to mirror the model. Please note that the calculated OCF from FE Analytics may vary from that stated by your chosen platform provider. Bordier & Cie (UK) PLC recommends that you seek the advice of your financial adviser.

Issued by Bordier & Cie (UK) PLC, 23 King Street, St James's, London SW1Y 6QY. Authorised and regulated by the Financial Conduct Authority. Incorporated in England No. 1583393, registered office as above.