

Risk Targeted Decumulation Service

Risk Targeted Decumulation 5 (RTD 5)

Key information

Strategy details

Launch date	1 October 2020
Minimum initial investment (direct)	£20,000
Minimum initial investment (platform)	£1,000
Rebalancing strategy (minimum)	Quarterly
Currency	£ GBP
Annual management charge (direct)	0.75%
Annual management charge (platform)	0.30%*
Ongoing charges figure ('OCF')	0.46%

*Not including platform fees

Risk Targeted Decumulation Service

The service consists of three actively managed investment strategies that are designed for investors in drawdown. The service puts capital preservation first and seeks to minimise the risk of eroding capital in falling markets whilst a fixed regular income is being taken.

Each investment strategy has a different level of risk and expected return, with each targeted to a particular Dynamic Planner Risk Managed Decumulation ('RMD') risk profile (4-6). Each investment strategy is checked by Dynamic Planner on a monthly basis to ensure that it stays within the expected annual Value at Risk ('VaR') boundaries assigned to the corresponding Dynamic Planner risk profile.

The service is available directly through our Bordier UK platform and via third-party platforms.

Investment objective

To assist investors in drawdown, looking to preserve their capital in real (inflation-adjusted) terms over the medium to longer term but who feel comfortable with some moderate fluctuation in values.

Risk profile

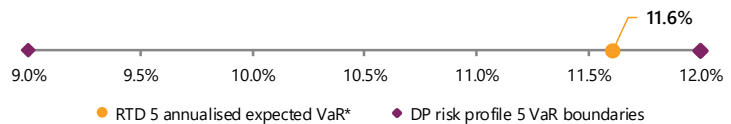
The strategy is managed in accordance with Dynamic Planner risk profile 5 and is part of their RMD offering. The strategy's expected annual VaR is targeted to stay within the assigned Dynamic Planner risk profile's boundaries.

Investment update

February was another challenging month for markets. Investor concerns were initially centred on the continued increase in inflation and how this may pressure central banks to raise interest rates. Attention then turned to the escalation in the Ukraine/Russia conflict. The conflict itself, as well as the likely disruption to Russia's commodity exports, pushed the oil price above \$100 a barrel and gas prices up a further 15%. Growth stocks declined, with European equities falling most given the dependence on Russian oil and gas. Closer to home, the Bank of England raised interest rates by 25 basis points with rates expected to end the year above 1.5%. Given April's likely energy hikes, most assume inflation in the UK will rise further. While the uncertainty in terms of inflation and global growth might continue to impact the near-term pricing of risk assets, we believe this commodity-induced inflation spike could be relatively short-lived, as it has been in previous energy-linked conflicts. As such, there were no changes to the strategy during the month, which remains at the upper end of its corresponding Dynamic Planner risk profile. We continue to favour equities as earnings announcements remain positive, valuations do not look overly demanding and investor appetite is likely to return. Elsewhere in the strategy our bond positioning remains defensive, with limited exposure to interest rate movements, whilst our alternatives funds are targeting uncorrelated returns through market neutral, relative value strategies.

Annualised expected loss (Value at Risk)

Value at Risk ('VaR') measures the expected maximum loss of a strategy, given usual market conditions, over a specific time period and at a particular confidence level.



*Annualised expected VaR based on Dynamic Planner Q1 2022 assessment. Bordier UK asset allocation as at 28.02.22. Dynamic Planner calculates the strategy's VaR monthly using a 95% confidence level.

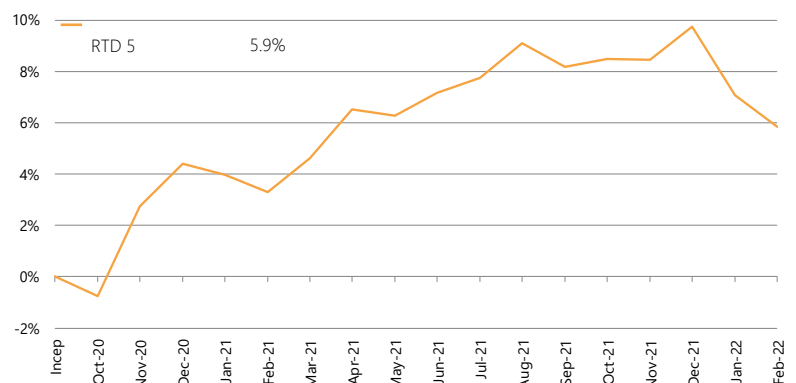
Discrete performance

	YTD*	2021*	2020*
RTD 5	-3.6%	5.1%	4.4%

Cumulative performance

	1yr*	Inception*
RTD 5	2.5%	5.9%

Inception performance



*Performance from inception (01.10.20) to 31.01.22 is simulated past performance based on back-tested data. Source: FE Analytics as at 28.02.22. Bordier UK figures net of 0.30% AMC. VAT applied to AMC from inception until 31.08.21. Past performance is not a guide to future results. See full risk warning overleaf.



Why decumulation?

Investors drawing on their portfolio for a regular monthly income are in danger of negatively impacting the total return available to them based on the timing of their withdrawals. Known as sequencing risk, this can have a significant impact on an investor who depends on the income and is no longer contributing new capital that could offset losses.

Within a decumulation strategy, volatility is micro-managed to smooth out monthly performance and mitigate risk. By doing so, investors will experience less frequent volatility spikes, decreasing the speed at which the value of their portfolio shrinks.

About Bordier UK

Bordier & Cie (UK) PLC ('Bordier UK') is a specialist investment manager that promotes a long-standing culture of consistency and excellence, whether in the performance of our portfolios, the service given by our staff or the quality of our reporting.

Bordier UK focuses on managing the wealth of individuals, families and trustees. We manage portfolios for pensions, trusts, charities, offshore bonds, livery companies, institutions and welfare committees, as well as investments from our own staff. Working alongside professional advisers and managing investment solutions on behalf of their clients is core to the Bordier UK business.

Bordier UK is part of the Bordier Group. The Bordier Group is built on solid foundations, with a strong Tier 1 capital ratio of 31.1%. Established in Geneva in 1844, the Bordier Group operates in six countries across three continents, managing assets of circa £12.4bn for approximately 4,200 families.

Corporate winner or shortlisted for over 100 prestigious industry awards since 2014



Source: Bordier & Cie as at 30 June 2021.

Contact us

For further information on this strategy or any of our other investment services please contact a member of our sales team:

t: +44 (0)20 7667 6600
e: sales@bordieruk.com
w: www.bordieruk.com

Bordier & Cie (UK) PLC
Specialist Investment Manager

23 King Street | St James's | London SW1Y 6QY

Headline asset allocation and positioning

Summary of current Investment Committee positioning

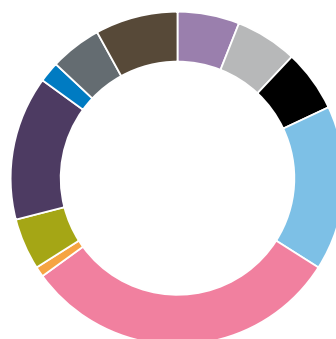
	UW (-)	N (=)	OW (+)	
Fixed interest		Current	Previous*	
Equities				Current
Property	Current			
Alternative investments		Previous*	Current	
Cash	Current			

Key
■ Current
■ Previous*
UW (-) Underweight
N (=) Neutral
OW (+) Overweight

- The strategy remains at the upper end of the corresponding Dynamic Planner risk profile with a bias in equity exposure to the US and Asia-Pacific ex. Japan.
- Within our active equity exposure, we maintain a blend of both 'growth' and 'value' investment styles, with a preference towards flexible all-cap managers that can rotate into mid/small caps to help enhance longer term growth.
- We have reduced exposure to corporate bond funds in favour of flexible strategic bond funds, inflation-linked bond funds and 'market neutral' alternative investments, which continue to act as good portfolio stabilisers, diversifiers of risk and sources of return.
- Cash exposure remains low and there continues to be focus on high levels of liquidity in everything that we own.

As at 28.02.22
*Positioning prior to last Investment Committee change (October 2021)

Model asset allocation



Active/Passive split	%
Active funds	60
Passive funds	40

Top 10 holdings

Holding	%	Holding	%
Janus Henderson Absolute Return	9	Janus Henderson Strategic Bond	6
TwentyFour Absolute Return Credit	9	Vanguard Global Short-Term Bond Index	6
Artemis Target Return Bond	7	Vanguard Global Short-Term Inv. Grade Bond	6
Cash (deposit)	6	BNY Mellon Global Dynamic Bond	5
BlackRock Absolute Return Bond	6	Fidelity Strategic Bond	5

As at 28.02.22

Risk warning: The value of an investment and any income from it may fall as well as rise, may be affected by exchange rate fluctuations and you may not get back the amount you originally invested. The information in this factsheet does not constitute an offer of, or an invitation to buy or sell any security. Levels and bases of tax can change. The securities detailed in this factsheet may not be suitable for all investors. The model portfolio is applied to client accounts by the platform provider but it may take some time for the client accounts to mirror the model. Please note that the calculated OCF from FE Analytics may vary from that stated by your chosen platform provider. Bordier & Cie (UK) PLC recommends that you seek the advice of your financial adviser.

Issued by Bordier & Cie (UK) PLC, 23 King Street, St James's, London SW1Y 6QY. Authorised and regulated by the Financial Conduct Authority. Incorporated in England No. 1583393, registered office as above.