

**Platform Managed Portfolio Service**  
**Balanced Strategy**  
 August 2019

**Key information**

**Benchmark**

ARC Sterling Balanced PCI

**Strategy details**

Launch date	2 June 2011
Minimum initial investment	£1,000
Rebalancing strategy (minimum)	Quarterly
Currency	£ GBP
Annual management charge	0.30% + VAT
Annual yield (current)	1.71%

**Annualised volatility and OCF**

Bordier Balanced	5.01%
Ongoing charges figures ('OCF')	0.75%

Annualised 3-year volatility data as at 31/08/19 - Source: FE Analytics

**Investment update - August**

Although the press 'silly season' is drawing to a close, President Trump fittingly continues to dominate headlines. His tweets at the beginning of August stating that the U.S. would put an additional 10% tariff on \$300 billion in imports from China had marked consequences; Chinese exports to America fell by 16% in August whilst Chinese imports of US good fell by around 22%. The US/China trade tensions had further consequence on world equity markets, with increased volatility leading to markets recording their second negative monthly period of the year. Talks of recession have also contributed to volatility as President Trump ramps up the pressure on the US Federal Reserve to cut interest rates to stave off any potential threat. Closer to home, Brexit continues to act as a headwind. The initial lurch towards a 'no-deal' Brexit and subsequent political upheaval has brought the situation into greater focus and contributed to a further decline in the pound and increased uncertainty in financial markets. With the aforementioned headwinds coming to the fore, no changes were made to the Balanced strategy during August as we maintain our neutral stockmarket exposure, which continues to reflect both the longer-term opportunity and shorter-term uncertainty that is currently being presented.

**Discretionary manager**

Bordier & Cie (UK) PLC  
 23 King Street  
 St James's  
 London  
 SW1Y 6QY  
**t:** +44 (0)20 7667 6600  
**w:** www.bordieruk.com

**Platform Managed Portfolio Service**

Our Platform Managed Portfolio Service ('PMPS') has been awarded the maximum Defaqto 5 stars as a solution for advisers to manage client assets on a third-party platform. The service offers five investment growth strategies ranging from Defensive to Adventurous and is available on the following platforms: Ascentric, Aviva, FundsNetwork, Fusion, Hubwise, James Hay, Novia, Nucleus, Praemium, Seven Investment Management, Standard Life, Transact and Zurich.

**Investment objective**

The objective is to build capital in real (inflation-adjusted) terms over the medium to longer term. Investors should expect reasonable correlation to stockmarket behaviour and rewards, including quite sharp fluctuations in values, but also some protection in times of market weakness.

**Risk score**

Our strategies are constructed around five investment strategies, each with a differing commitment to equities via collective funds and other asset classes. The strategy is managed with a maximum target of 60% invested in equity markets at any given time and has been categorised as a Bordier UK risk profile 3. This strategy has received a Defaqto Risk Rating 4 - Low Risk.

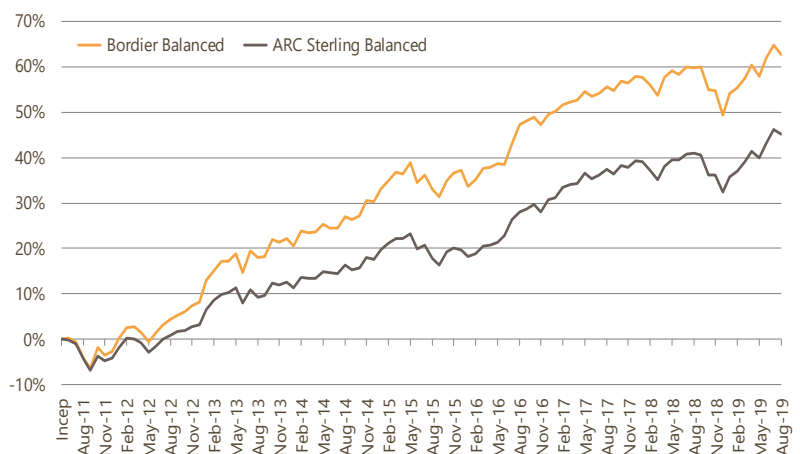


**Model performance**

	1mth	6mth	YTD	1yr	3yr	5yr	Start*
PMPS Balanced	-1.4%	4.6%	8.9%	1.8%	10.4%	28.0%	62.6%
ARC Balanced	-0.7%	6.0%	9.8%	3.1%	13.6%	24.3%	45.1%

Data as at 31/08/19 (\*Inception from 02/06/11 to 31/08/19) - Figures net of 0.30% + VAT  
 Source: FE Analytics

**Inception performance**



Past performance is not a guide to future results  
 Source: FE Analytics (See risk warning overleaf)

**Bordier & Cie (UK) PLC | Specialist Investment Manager**

23 King Street | St James's | London SW1Y 6QY | t +44 (0)20 7667 6600 | f +44 (0)20 7930 2911 | bordieruk.com  
 Authorised and regulated by the Financial Conduct Authority (FRN. 114324). Incorporated in England No.1583393. Registered Office as above.



## About Bordier UK

Bordier & Cie (UK) PLC ('Bordier UK') is a specialist investment manager that promotes a long-standing culture of consistency and excellence, whether in the performance of our portfolios, the service given by our staff or the quality of our reporting.

Bordier UK focuses on managing the wealth of individuals, families and trustees. We manage portfolios for pensions, trusts, charities, offshore bonds, livery companies, institutions and welfare committees, as well as investments from our own staff. Working alongside professional advisers and managing investment solutions on behalf of their clients is core to the Bordier UK business.

Bordier UK was previously known as Berry Asset Management, one of the country's most widely respected private portfolio management firms. The team that led Berry Asset Management continue to run the business to this day.

Bordier UK is part of the Bordier Group. The Bordier Group is built on solid foundations, with a strong Tier 1 capital ratio of over 25%. Established in Geneva in 1844, the Bordier Group operates in six countries across three continents, managing assets of circa £9.7bn for approximately 4,000 families (Source: Bordier & Cie as at 31 December 2018).

## Contact us



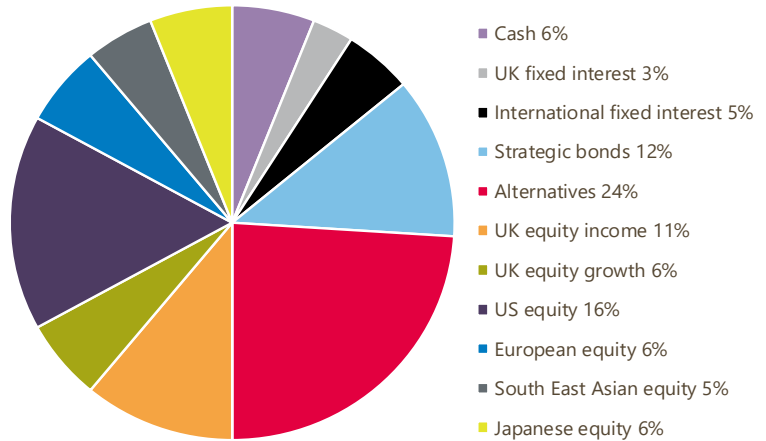
### David Muncaster

Director of Sales and Marketing  
david.muncaster@bordieruk.com

For further information on this strategy or any of our other investment services please contact David Muncaster or a member of our sales team at sales@bordieruk.com.

Bordier & Cie (UK) PLC |  
Specialist Investment Manager |  
23 King Street | St James's | London SW1Y 6QY |  
t: +44 (0)20 7667 6600 |

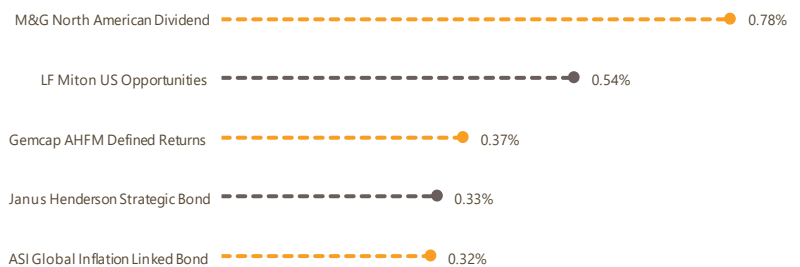
## Asset allocation



## Top 10 holdings

Holding	%	Holding	%
Cash (deposit)	6	Fortem Capital Progressive Growth	5
Gemcap AHFM Defined Returns	6	Franklin UK Equity Income	5
LF Miton US Opportunities	6	Janus Henderson UK Absolute Return	5
M&G North American Dividend	6	Merian Global Equity Absolute Return	5
Man GLG Japan CoreAlpha	6	Schroder Strategic Credit	5

## Top 5 contributors over 1 year



Data as at 31/08/19 Source: FE Analytics

## Discrete annual returns

	2011*	2012	2013	2014	2015	2016	2017	2018
PMPS Balanced	-2.6%	11.0%	13.0%	6.7%	5.2%	9.0%	5.6%	-5.5%
ARC Balanced	-4.1%	7.7%	9.2%	4.5%	1.9%	8.6%	6.7%	-5.1%

Data to 31/12/18 (\*2011 performance from 02/06/11) - Figures net of 0.30% + VAT  
Source: FE Analytics

**Risk warning:** The value of an investment and any income from it may fall as well as rise, may be affected by exchange rate fluctuations and you may not get back the amount you originally invested. The information in this factsheet does not constitute an offer of, or an invitation to buy or sell any security. Levels and bases of tax can change. The securities detailed in this factsheet may not be suitable for all investors. The model portfolio is applied to client accounts by the platform provider but it may take some time for the client accounts to mirror the model. Bordier & Cie (UK) PLC recommends that you seek the advice of your financial adviser.

Issued by Bordier & Cie (UK) PLC, 23 King Street, St James's, London SW1Y 6QY. Authorised and regulated by the Financial Conduct Authority. Incorporated in England No. 1583393, registered office as above.

EXT/FACTSHEET/190906/1.0/AIH

