

Platform Managed Portfolio Service

Balanced Strategy

May 2019

Key information

Benchmark

ARC Sterling Balanced PCI

Strategy details

Launch date	2 June 2011
Minimum initial investment	£1,000
Rebalancing strategy (minimum)	Quarterly
Currency	£ GBP
Annual management charge	0.30% + VAT
Annual yield (current)	1.54%

Annualised volatility and OCF

Bordier Balanced	5.20%
Ongoing charges figures ('OCF')	0.76%

Annualised 3-year volatility data as at 31/05/19 - Source: FE Analytics

Investment update - May

The first four months of 2019 have seen portfolio values benefit from steadily rising equity markets, assisted by more accommodating monetary policy from central banks as well as the possibility of a trade deal between the US and China. Just six days into May, however, the US announced it would increase the tariff rate on \$200 billion worth of Chinese imports from 10% to 25%, and that it may also impose a 25% tariff on the \$300 billion worth of goods that remain. In retaliation, China raised tariffs on \$60 billion in US goods, further escalating trade tensions and resulting in May being the first negative month of performance seen across global markets this year. Closer to home, Theresa May announced her resignation as Prime Minister, creating further uncertainty surrounding the UK's political climate and Brexit. During the month, our Investment Committee changed the make-up of our underlying funds within the Balanced strategy's alternative investments sector, introducing the Artemis Absolute Return Fund to provide further diversification within the asset class. Our continued overweight position to the sector should be beneficial during times of global uncertainty, whilst the rest of the strategy remains positioned to take advantage of any longer-term market opportunities should they arise.

Discretionary manager

Bordier & Cie (UK) PLC
 23 King Street
 St James's
 London
 SW1Y 6QY
t: +44 (0)20 7667 6600
w: www.bordieruk.com

Platform Managed Portfolio Service

Our Platform Managed Portfolio Service ('PMPS') has been awarded the maximum Defaqto 5 stars as a solution for advisers to manage client assets on a third-party platform. The service offers five investment growth strategies ranging from Defensive to Adventurous and is available on the following platforms: Ascentric, Aviva, FundsNetwork, Fusion, Hubwise, James Hay, Novia, Nucleus, Praemium, Seven Investment Management, Standard Life, Transact and Zurich.

Investment objective

The objective is to build capital in real (inflation-adjusted) terms over the medium to longer term. Investors should expect reasonable correlation to stockmarket behaviour and rewards, including quite sharp fluctuations in values, but also some protection in times of market weakness.

Risk score

Our strategies are constructed around five investment strategies, each with a differing commitment to equities via collective funds and other asset classes. The strategy is managed with a maximum target of 60% invested in equity markets at any given time and has been categorised as a Bordier UK risk profile 3. This strategy has received a Defaqto Risk Rating 4 - Low Risk.

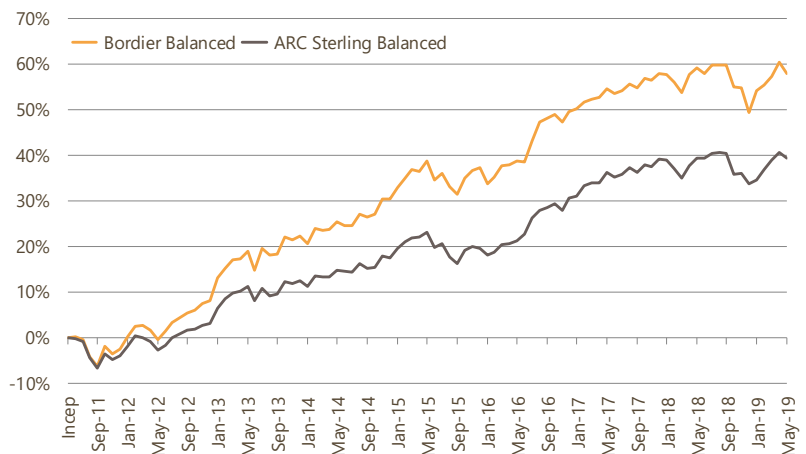


Model performance

	1mth	6mth	YTD	1yr	3yr	5yr	Start*
PMPS Balanced	-1.6%	2.0%	5.8%	-0.7%	13.9%	26.1%	58.0%
ARC Balanced	-0.9%	2.5%	5.5%	-0.1%	15.3%	20.9%	39.4%

Data as at 31/05/19 (*Inception from 02/06/11 to 31/05/19) - Figures net of 0.30% + VAT
 Source: FE Analytics

Inception performance



Past performance is not a guide to future results
 Source: FE Analytics (See risk warning overleaf)

Bordier & Cie (UK) PLC | Specialist Investment Manager

23 King Street | St James's | London SW1Y 6QY | t +44 (0)20 7667 6600 | f +44 (0)20 7930 2911 | bordieruk.com
 Authorised and regulated by the Financial Conduct Authority (FRN. 114324). Incorporated in England No.1583393. Registered Office as above.



About Bordier UK

Bordier & Cie (UK) PLC ('Bordier UK') is a specialist investment manager that promotes a long-standing culture of consistency and excellence, whether in the performance of our portfolios, the service given by our staff or the quality of our reporting.

Bordier UK focuses on managing the wealth of individuals, families and trustees. We manage portfolios for pensions, trusts, charities, offshore bonds, livery companies, institutions and welfare committees, as well as investments from our own staff. Working alongside professional advisers and managing investment solutions on behalf of their clients is core to the Bordier UK business.

Bordier UK was previously known as Berry Asset Management, one of the country's most widely respected private portfolio management firms. The team that led Berry Asset Management continue to run the business to this day.

Bordier UK is part of the Bordier Group. The Bordier Group is built on solid foundations, with a strong Tier 1 capital ratio of over 25%. Established in Geneva in 1844, the Bordier Group operates in six countries across three continents, managing assets of circa £9.7bn for approximately 4,000 families (Source: Bordier & Cie as at 31 December 2018).

Contact us



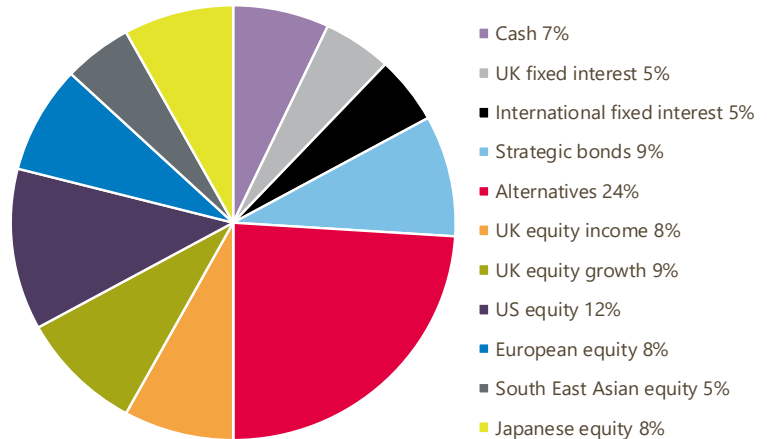
David Muncaster

Director of Sales and Marketing
david.muncaster@bordieruk.com

For further information on this strategy or any of our other investment services please contact David Muncaster or a member of our sales team at sales@bordieruk.com.

Bordier & Cie (UK) PLC |
Specialist Investment Manager |
23 King Street | St James's | London SW1Y 6QY |
t: +44 (0)20 7667 6600 |

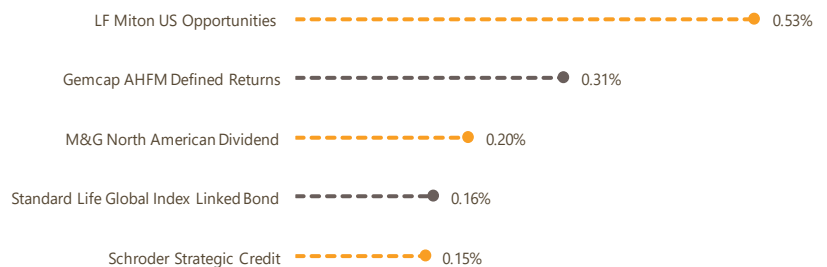
Asset allocation



Top 10 holdings

Holding	%	Holding	%
Cash (deposit)	7	Janus Henderson UK Absolute Return	5
Gemcap AHFM Defined Returns	6	JOHCM Continental European	5
LF Miton US Opportunities	6	Merian Global Equity Absolute Return	5
Man GLG Japan CoreAlpha	6	Schroder Strategic Credit	5
Fortem Capital Progressive Growth	5	JPM US Equity Income (GBP Hedged)	4

Top 5 contributors over 1 year



Data as at 31/05/19 Source: FE Analytics

Discrete annual returns

	2011*	2012	2013	2014	2015	2016	2017	2018
PMPS Balanced	-2.6%	11.0%	13.0%	6.7%	5.2%	9.0%	5.6%	-5.5%
ARC Balanced	-4.1%	7.7%	9.2%	4.5%	1.9%	8.6%	6.7%	-5.1%

Data to 31/12/18 (*2011 performance from 02/06/11) - Figures net of 0.30% + VAT
Source: FE Analytics

Risk warning: The value of an investment and any income from it may fall as well as rise, may be affected by exchange rate fluctuations and you may not get back the amount you originally invested. The information in this factsheet does not constitute an offer of, or an invitation to buy or sell any security. Levels and bases of tax can change. The securities detailed in this factsheet may not be suitable for all investors. The model portfolio is applied to client accounts by the platform provider but it may take some time for the client accounts to mirror the model. Bordier & Cie (UK) PLC recommends that you seek the advice of your financial adviser.

Issued by Bordier & Cie (UK) PLC, 23 King Street, St James's, London SW1Y 6QY. Authorised and regulated by the Financial Conduct Authority. Incorporated in England No. 1583393, registered office as above.

EXT/FACTSHEET/190610/1.0/AIH

