

Managed Portfolio Service
Adventurous Strategy
 February 2019

Key information

Benchmark

ARC Sterling Equity Risk PCI

Strategy details

Launch date	2 July 2012
Minimum initial investment	£20,000
Rebalancing strategy (minimum)	Quarterly
Currency	£ GBP
Annual management charge	0.75% + VAT
Annual yield (current)	1.56%

Annualised volatility and OCF

Bordier Adventurous	8.02%
Ongoing charges figure ('OCF')	0.83%

Annualised 3-year volatility data as at 28/02/19 - Source: FE Analytics

Investment update - February

February saw stockmarkets further recover some of the ground lost towards the end of 2018. This is due, in large, to the combined effect of productive trade talks between the US and China as well as the US Federal Reserve seemingly taking a more measured stance to the pace of policy change. Furthermore, with the UK scheduled to leave the European Union at the end of March, the prospect of exiting without a deal seems unlikely, with observers believing that there is an increased chance of an extension to Article 50; consequently, sterling has strengthened against the US dollar. The introduction of currency hedges on approximately a third of our US equity exposure in January has proven sensible so far. The defined return funds within our alternatives exposure have performed as expected and over the medium term should produce positive, above-inflation returns, whilst reducing overall volatility. Although struggling towards the end of 2018, given short term equity risk, year to date they have rebounded strongly. These factors have contributed to the outperformance, year to date, of the Adventurous strategy against the ARC Sterling Equity Risk PCI.

Discretionary manager

Bordier & Cie (UK) PLC
 23 King Street
 St James's
 London
 SW1Y 6QY
t: +44 (0)20 7667 6600
w: www.bordieruk.com

Managed Portfolio Service

Our Managed Portfolio Service ('MPS') has been awarded the maximum Defaqto 5 stars as a solution for advisers to manage client assets directly with Bordier UK. The service invests actively in collective investment funds, which helps to ensure that investors benefit from a diversified spread of investments across a wide range of different asset classes, not just in the UK but in overseas markets as well.

There are five investment strategies for you to choose from. Each has its own risk profile and all of them are actively managed by us to ensure that we meet your investment goals. You can choose an income option in all our risk strategies, which means that you could benefit from regular income from your investments as well as potential long-term capital growth.

Investment objective

The objective is to build capital in real (inflation-adjusted) terms over the medium to longer term. Investors should expect a high correlation to stockmarket behaviour and rewards, and be entirely comfortable with substantial volatility and very limited protection in times of market weakness.

Risk category

The strategy is managed with a high attitude towards risk with a maximum target of 100% invested in global equity markets at any given time and has received a Defaqto Risk Rating 7 - Medium to High Risk.

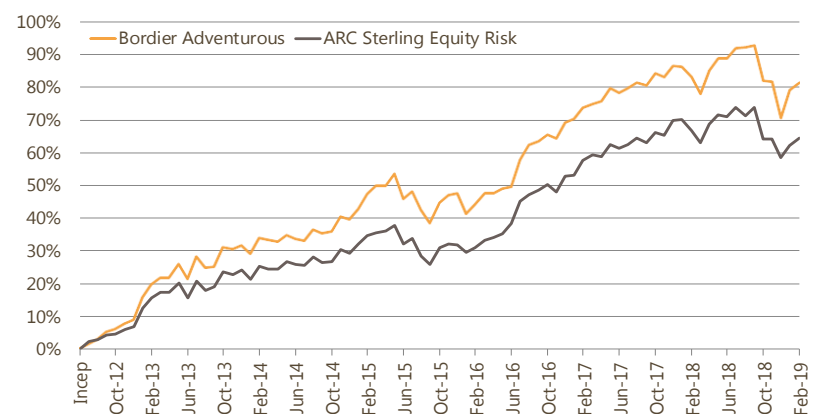


Model performance

	1mth	6mth	YTD	1yr	3yr	5yr	Start*
MPS Adventurous	1.26%	-5.67%	6.28%	-0.77%	26.10%	35.47%	81.22%
ARC Equity Risk	1.60%	-4.41%	5.46%	1.19%	28.29%	31.45%	64.66%

Data as at 28/02/19 (*Inception from 02/07/12 to 28/02/19) - Figures net of 0.75% + VAT
 Source: FE Analytics

Inception performance



Past performance is not a guide to future results
 Source: FE Analytics (See risk warning overleaf)

Bordier & Cie (UK) PLC | Specialist Investment Manager

23 King Street | St James's | London SW1Y 6QY | t +44 (0)20 7667 6600 | f +44 (0)20 7930 2911 | bordieruk.com
 Authorised and regulated by the Financial Conduct Authority (FRN. 114324). Incorporated in England No.1583393. Registered Office as above.



About Bordier UK

Bordier & Cie (UK) PLC ('Bordier UK') is a specialist investment manager that promotes a long-standing culture of consistency and excellence, whether in the performance of our portfolios, the service given by our staff or the quality of our reporting.

Bordier UK focuses on managing the wealth of individuals, families and trustees. We manage portfolios for pensions, trusts, charities, offshore bonds, livery companies, institutions and welfare committees, as well as investments from our own staff. Working alongside professional advisers and managing investment solutions on behalf of their clients is core to the Bordier UK business.

Bordier UK was previously known as Berry Asset Management, one of the country's most widely respected private portfolio management firms. The team that led Berry Asset Management continue to run the business to this day.

Bordier UK is part of the Bordier Group. The Bordier Group is built on solid foundations, with a strong Tier 1 capital ratio of over 25%. Established in Geneva in 1844, the Bordier Group operates in six countries across three continents, managing assets of circa £9.7bn for approximately 4,000 families (Source: Bordier & Cie as at 31 December 2018).

Contact us



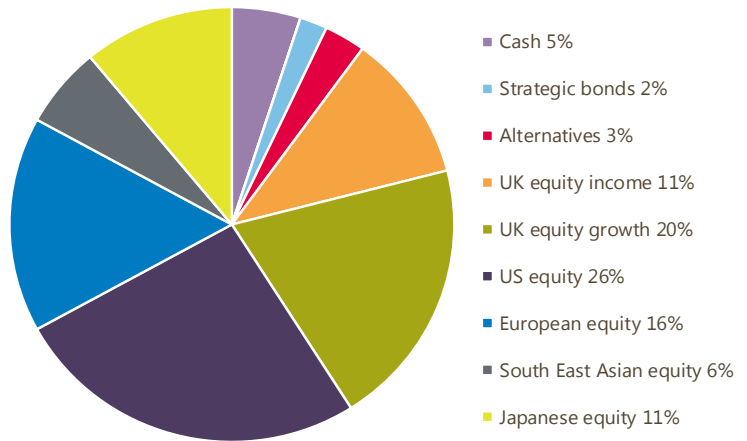
David Muncaster

Director of Sales and Marketing
david.muncaster@bordieruk.com

For further information on this strategy or any of our other investment services please contact David Muncaster or a member of our sales team at sales@bordieruk.com.

Bordier & Cie (UK) PLC |
Specialist Investment Manager |
23 King Street | St James's | London SW1Y 6QY |
t: +44 (0)20 7667 6600 |

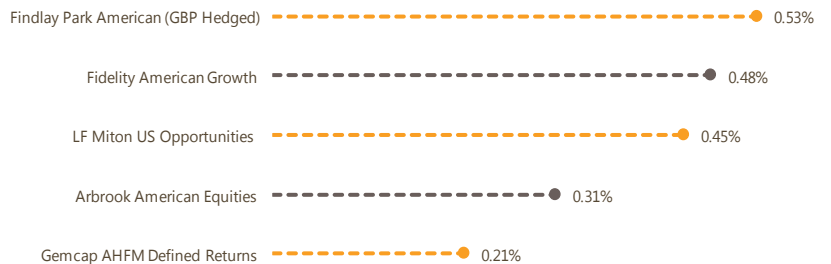
Asset allocation



Top 10 holdings

Holding	%	Holding	%
JOHCM Continental Europe	7	Franklin UK Managers' Focus	5
LF Miton US Opportunities	7	Invesco Japan Fund (UK)	5
Findlay Park American (GBP Hedged)	6	Arbrook American Equities	4
Man GLG Japan CoreAlpha	6	Fidelity American Growth	4
Cash (deposit)	5	FP Crux European Special Situations	4

Top 5 contributors over 1 year



Data as at 28/02/19 Source: FE Analytics

Discrete annual returns

	2012*	2013	2014	2015	2016	2017	2018
MPS Adventurous	8.85%	20.78%	6.14%	5.74%	14.20%	10.14%	-8.28%
ARC Equity Risk	6.86%	16.13%	4.07%	2.06%	13.73%	11.39%	-6.50%

Data to 31/12/18 (*2012 performance from 02/07/12) - Figures net of 0.75% + VAT
Source: FE Analytics

Risk warning: The value of an investment and any income from it may fall as well as rise, may be affected by exchange rate fluctuations and you may not get back the amount you originally invested. The information in this factsheet does not constitute an offer of, or an invitation to buy or sell any security. Levels and bases of tax can change. The securities detailed in this factsheet may not be suitable for all investors. The model portfolio is applied to client accounts by the platform provider but it may take some time for the client accounts to mirror the model. Bordier & Cie (UK) PLC recommends that you seek the advice of your financial adviser.

Issued by Bordier & Cie (UK) PLC, 23 King Street, St James's, London SW1Y 6QY. Authorised and regulated by the Financial Conduct Authority. Incorporated in England No. 1583393, registered office as above.

EXT/FACTSHEET/190312/1.0/AIH

