

## Managed Portfolio Service Balanced Strategy December 2018

### Key information

#### Benchmark

ARC Sterling Balanced PCI

#### Strategy details

Launch date	2 July 2012
Minimum initial investment	£20,000
Rebalancing strategy (minimum)	Quarterly
Currency	£ GBP
Annual management charge	0.75% + VAT
Annual yield (current)	1.36%

#### Annualised volatility and OCF

Bordier Balanced	5.01%
Ongoing charges figure ('OCF')	0.78%

Annualised 3-year volatility data as at 31/12/18 - Source: FE Analytic

#### Investment update - December

The final quarter of 2018 has seen a great deal of anxiety descend upon global stockmarkets, which have finally begun to reappraise and reprice risk. Markets have been buffeted in December by a broad range of uncertainties which continue to exist, including the oscillating mood on trade between the US and China, Brexit chaos, Italy's precarious financial situation and a potentially less accommodative monetary framework. During the month, the sale of the Vanguard US Government Bond Index fund was placed for the Balanced strategy. The initial purchase was made on a tactical basis to take advantage of short term 10-year US government bond yields that were trading close to 3.1%, a level last seen over seven years ago in the aftermath of the 2008 financial crisis. Yields subsequently and expectedly, fell to under 2.9% and our Investment Committee took the decision to lock in short-term gains for clients by selling the holding and retaining the proceeds as cash. Although investors may need to brace themselves for some choppy waters in the new year, as markets have a habit of overreacting to events on both the upside and downside, in our opinion some brighter longer-term investment opportunities for active managers to head for should appear on the horizon soon, so it is worth holding a steady course.

#### Discretionary manager

Bordier & Cie (UK) PLC  
23 King Street  
St James's  
London  
SW1Y 6QY  
t: +44 (0)20 7667 6600  
w: www.bordieruk.com

#### Managed Portfolio Service

Our Managed Portfolio Service ('MPS') has been awarded the maximum Defaqto 5 stars as a solution for advisers to manage client assets directly with Bordier UK. The service invests actively in collective investment funds, which helps to ensure that investors benefit from a diversified spread of investments across a wide range of different asset classes, not just in the UK but in overseas markets as well.

There are five investment strategies for you to choose from. Each has its own risk profile and all of them are actively managed by us to ensure that we meet your investment goals. You can choose an income option in all our risk strategies, which means that you could benefit from regular income from your investments as well as potential long-term capital growth.

#### Investment objective

The objective is to build capital in real (inflation-adjusted) terms over the medium to longer term. Investors should expect reasonable correlation to stockmarket behaviour and rewards, including quite sharp fluctuations in values, but also some protection in times of market weakness.

#### Risk category

The strategy is managed with a medium attitude towards risk with a maximum target of 60% invested in global equity markets at any given time and has received a Defaqto Risk Rating 4 - Low Risk.

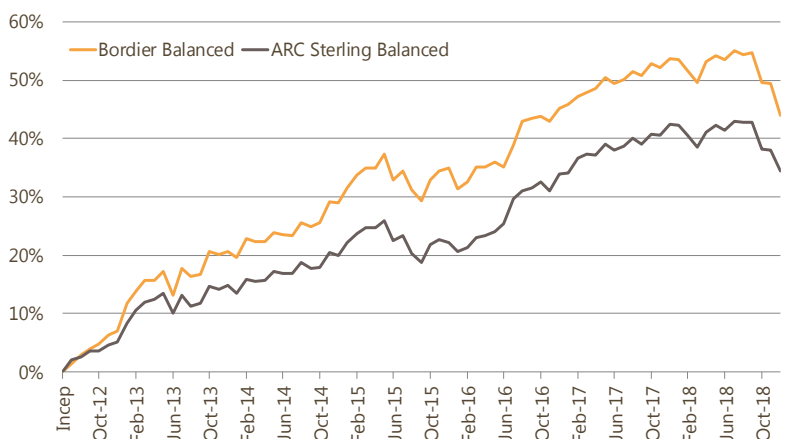


#### Model performance

	1mth	6mth	YTD	1yr	3yr	5yr	Start*
MPS Balanced	-3.60%	-5.98%	-6.07%	-6.07%	6.95%	19.40%	44.01%
ARC Balanced	-2.60%	-5.14%	-5.14%	-5.14%	9.95%	17.06%	34.35%

Data as at 31/12/18 (\*Inception from 02/07/12 to 31/12/18) - Figures net of 0.75% + VAT  
Source: FE Analytics

#### Inception performance



Past performance is not a guide to future results  
Source: FE Analytics (See risk warning overleaf)

Bordier & Cie (UK) PLC | Specialist Investment Manager

23 King Street | St James's | London SW1Y 6QY | t +44 (0)20 7667 6600 | f +44 (0)20 7930 2911 | bordieruk.com  
Authorised and regulated by the Financial Conduct Authority (FRN. 114324). Incorporated in England No.1583393. Registered Office as above.



## About Bordier UK

Bordier & Cie (UK) PLC ('Bordier UK') is a specialist investment manager that promotes a long-standing culture of consistency and excellence, whether in the performance of our portfolios, the service given by our staff or our award-winning reporting.

Bordier UK focuses on managing the wealth of individuals, families and trustees. We manage portfolios for pensions, trusts, charities, offshore bonds, livery companies, institutions and welfare committees, as well as investments from our own staff. Working alongside professional advisers and managing investment solutions on behalf of their clients is core to the Bordier UK business.

Bordier UK was previously known as Berry Asset Management PLC, one of the country's most widely respected private portfolio management firms. The team that led Berry Asset Management continue to run the business to this day.

Bordier UK is part of the Bordier Group. The Bordier Group is built on solid foundations, with a strong tier one capital ratio of over 25%. Established in Geneva in 1844, the Bordier Group operates in six countries across three continents, managing assets of circa £9.9bn for approximately 4,000 families (Source: Bordier & Cie as at 30 September 2018).

## Contact us



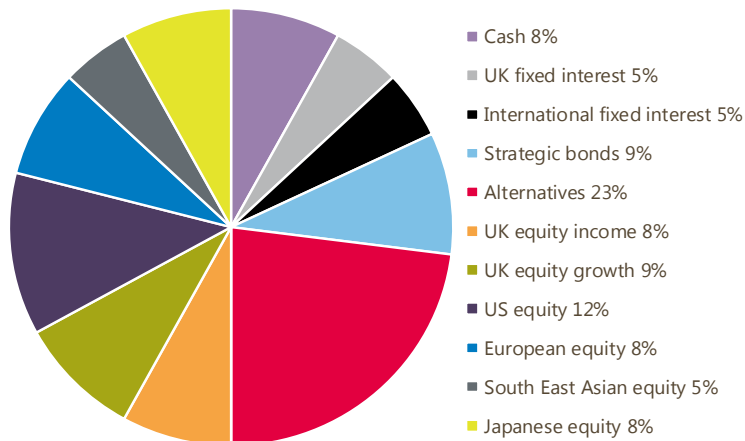
### David Muncaster

Director of Sales and Marketing  
david.muncaster@bordieruk.com

For further information on this strategy or any of our other investment services please contact David Muncaster or a member of our sales team at sales@bordieruk.com.

Bordier & Cie (UK) PLC |  
Specialist Investment Manager |  
23 King Street | St James's | London SW1Y 6QY |  
t: +44 (0)20 7667 6600 |

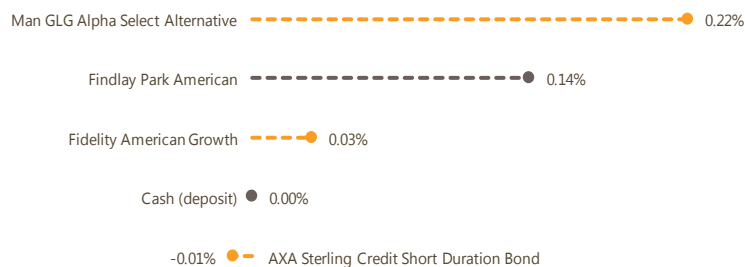
## Asset allocation



## Top 10 holdings

Holding	%	Holding	%
Cash (deposit)	8	Schroder Strategic Credit	5
Gemcap AHFM Defined Returns	6	Arbrook American Equity	4
Man GLG Japan CoreAlpha	6	Janus Henderson UK Absolute Return	4
Fortem Capital Progressive Growth	5	LF Miton US Opportunities	4
JOHCM Continental European	5	Man GLG Alpha Select Alternative	4

## Top 5 contributors over 1 year



Data as at 31/12/18 Source: FE Analytics

## Discrete annual returns

	2012*	2013	2014	2015	2016	2017	2018
MPS Balanced	6.90%	12.85%	6.94%	4.52%	7.59%	5.80%	-6.07%
ARC Balanced	5.06%	9.24%	4.07%	1.87%	8.64%	6.69%	-5.14%

Data to 31/12/18 (\*2012 performance from 02/07/12) - Figures net of 0.75% + VAT  
Source: FE Analytics

**Risk warning:** The value of an investment and any income from it may fall as well as rise, may be affected by exchange rate fluctuations and you may not get back the amount you originally invested. The information in this factsheet does not constitute an offer of, or an invitation to buy or sell any security. Levels and bases of tax can change. The securities detailed in this factsheet may not be suitable for all investors. The model portfolio is applied to client accounts by the platform provider but it may take some time for the client accounts to mirror the model. Bordier & Cie (UK) PLC recommends that you seek the advice of your financial adviser.

Issued by Bordier & Cie (UK) PLC, 23 King Street, St James's, London SW1Y 6QY. Authorised and regulated by the Financial Conduct Authority. Incorporated in England No. 1583393, registered office as above.

EXT/FACTSHEET/190108/1.0/AIH

