

**Managed Portfolio Service**  
**Growth Strategy**  
 September 2018

**Key information**

**Benchmark**

ARC Sterling Steady Growth PCI

**Strategy details**

Launch date 2 July 2012  
 Minimum initial investment £20,000  
 Rebalancing strategy (minimum) Quarterly  
 Currency £ GBP  
 Annual management charge 0.75% + VAT  
 Annual yield (current) 1.36%

**Annualised volatility and OCF**

Bordier Growth 5.37%  
 Ongoing charges figure ('OCF') 0.80%

Annualised 3-year volatility data as at 30/09/18 - Source: FE Analytics

**Investment update - September**

With the exception of the US, boosted by President Trump's corporate tax cut, global stockmarkets have struggled to make much headway during the summer, whilst bond markets have lost some ground against a backdrop of tighter monetary policy and higher inflation. Trade war tensions persist whilst the consequent rise in the US dollar has made life more uncomfortable for many emerging economies. The outcome and impact of Brexit for both the UK and continental European economies remains one of the biggest near-term uncertainties, whilst the threat of Italy's fragile financial position triggering another eurozone crisis never seems too far away. With these uncertainties in mind and given our current exposure to alternative investment funds, which will help dampen any potential market volatility, no changes were made to the Growth strategy during September. Our Investment Committee feel that some care is still necessary, however we believe that there are opportunities which lie specifically within the US stockmarket and in the US dollar, and we are looking to implement changes across our strategies to take advantage of these opportunities in due course.

**Discretionary manager**

Bordier & Cie (UK) PLC  
 23 King Street  
 St James's  
 London  
 SW1Y 6QY  
 t: +44 (0)20 7667 6600  
 w: www.bordieruk.com

**Managed Portfolio Service**

Our Managed Portfolio Service ('MPS') has been awarded the maximum Defaqto 5 stars as a solution for advisers to manage client assets directly with Bordier UK. The service invests actively in collective investment funds, which helps to ensure that investors benefit from a diversified spread of investments across a wide range of different asset classes, not just in the UK but in overseas markets as well.

There are five investment strategies for you to choose from. Each has its own risk profile and all of them are actively managed by us to ensure that we meet your investment goals. You can choose an income option in all our risk strategies, which means that you could benefit from regular income from your investments as well as potential long-term capital growth.

**Investment objective**

The objective is to build capital in real (inflation-adjusted) terms over the medium to longer term. Investors should expect a high correlation to stockmarket behaviour and rewards, including significant fluctuations in value, with only moderate protection in times of market weakness.

**Risk category**

The strategy is managed with a moderately high attitude towards risk with a maximum target of 80% invested in global equity markets at any given time and has received a Defaqto Risk Rating 6 - Medium Risk.

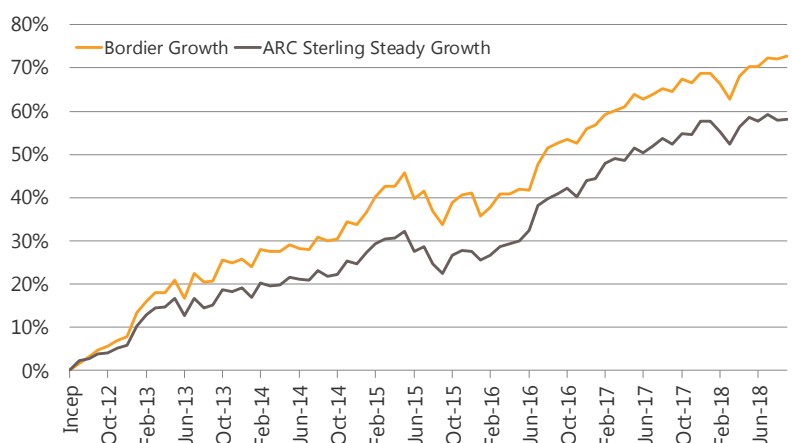


**Model performance**

	1mth	6mth	YTD	1yr	3yr	5yr	Start*
MPS Growth	0.28%	6.15%	2.38%	5.00%	29.11%	43.00%	72.60%
ARC Std. Growth	0.10%	5.89%	1.58%	4.62%	29.09%	37.27%	58.07%

Data as at 30/09/18 (\*Inception from 02/07/12 to 30/09/18) - Figures net of 0.75% + VAT  
 Source: FE Analytics

**Inception performance**



Past performance is not a guide to future results  
 Source: FE Analytics (See risk warning overleaf)

Bordier & Cie (UK) PLC | Specialist investment manager

23 King Street | St James's | London SW1Y 6QY | t +44 (0)20 7667 6600 | f +44 (0)20 7930 2911 | bordieruk.com  
 Authorised and regulated by the Financial Conduct Authority (FRN. 114324). Incorporated in England No.1583393. Registered Office as above.



## About Bordier UK

Bordier & Cie (UK) PLC ('Bordier UK') is a specialist investment manager that promotes a long-standing culture of consistency and excellence, whether in the performance of our portfolios, the service given by our staff or our award-winning reporting.

Bordier UK focuses on managing the wealth of individuals, families and trustees. We manage portfolios for pensions, trusts, charities, offshore bonds, livery companies, institutions and welfare committees, as well as investments from our own staff. Working alongside professional advisers and managing investment solutions on behalf of their clients is core to the Bordier UK business.

Bordier UK was previously known as Berry Asset Management PLC, one of the country's most widely respected private portfolio management firms. The team that led Berry Asset Management continue to run the business to this day.

Bordier UK is part of the Bordier Group. The Bordier Group is built on solid foundations, with a strong tier one capital ratio of over 25%. Established in Geneva in 1844, the Bordier Group operates in six countries across three continents, managing assets of circa £9.9bn for approximately 4,000 families (Source: Bordier & Cie as at 30 September 2018).

## Contact us



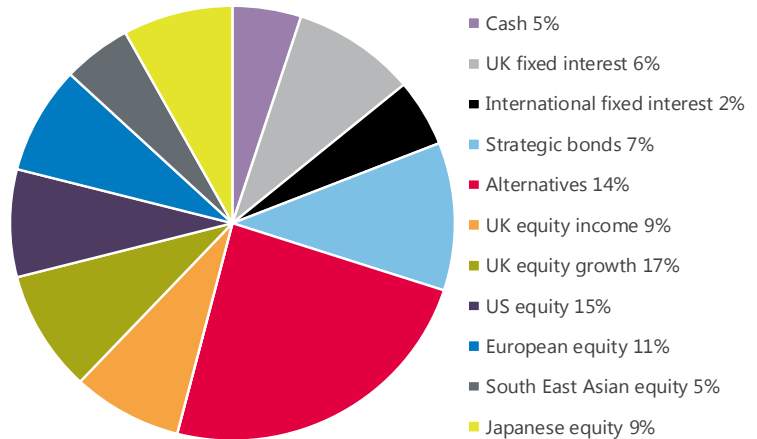
### David Muncaster

Director of Sales and Marketing  
david.muncaster@bordieruk.com

For further information on this strategy or any of our other investment services please contact David Muncaster or a member of our sales team at sales@bordieruk.com.

Bordier & Cie (UK) PLC |  
Specialist investment manager |  
23 King Street | St James's | London SW1Y 6QY |  
t: +44 (0)20 7667 6600 |

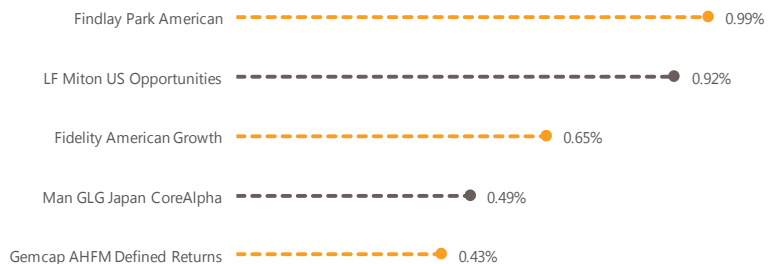
## Asset allocation



## Top 10 holdings

Holding	%	Holding	%
Gemcap AHFM Defined Returns	7	LF Miton US Opportunities	5
JOHCM Continental European	6	Franklin UK Managers' Focus	4
Man GLG Japan CoreAlpha	6	Investec UK Alpha	4
Cash (deposit)	5	M&G UK Inflation Linked Corporate Bond	4
Findlay Park American	5	Old Mutual Global Equity Absolute Return	4

## Top 5 contributors over 1 year



Data as at 30/09/18 Source: FE Analytics

## Discrete annual returns

	2012*	2013	2014	2015	2016	2017
MPS Growth	7.82%	16.66%	6.32%	5.57%	10.32%	8.25%
ARC Std. Growth	5.87%	12.50%	4.51%	2.06%	11.57%	9.40%

Data to 31/12/17 (\*2012 performance from 02/07/12) - Figures net of 0.75% + VAT  
Source: FE Analytics

**Risk warning:** The value of an investment and any income from it may fall as well as rise, may be affected by exchange rate fluctuations and you may not get back the amount you originally invested. The information in this factsheet does not constitute an offer of, or an invitation to buy or sell any security. Levels and bases of tax can change. The securities detailed in this factsheet may not be suitable for all investors. The model portfolio is applied to client accounts by the platform provider but it may take some time for the client accounts to mirror the model. Bordier & Cie (UK) PLC recommends that you seek the advice of your financial adviser.

Issued by Bordier & Cie (UK) PLC, 23 King Street, St James's, London SW1Y 6QY. Authorised and regulated by the Financial Conduct Authority. Incorporated in England No. 1583393, registered office as above.

EXT/FACTSHEET/181019/1.0/AIH

