

Managed Portfolio Service Balanced Strategy August 2018

Key information

Benchmark

ARC Sterling Balanced PCI

Strategy details

Launch date	2 July 2012
Minimum initial investment	£20,000
Rebalancing strategy (minimum)	Quarterly
Currency	£ GBP
Annual management charge	0.75% + VAT
Annual yield (current)	1.36%

Annualised volatility and OCF

Bordier Balanced	4.32%
Ongoing charges figure ('OCF')	0.78%

Annualised 3-year volatility data as at 31/08/18 - Source: FE Analytic

Investment update - August

Following the moderate correction seen in the first quarter of 2018, global stockmarkets have generally recovered quite well, largely on the back of continued monetary stimulus and a tax-led injection to US corporate profitability. However, in recent weeks market confidence has waned as some new challenges to growth and financial stability have emerged. Emerging markets have seen a sharp reversal as trade worries and US policy begin to come to the fore. The US Federal Reserve had already noted that changes to trade policy could cause it to question the outlook and how it handles its own policy change – the concern being a prolonged drag on corporate earnings that could accumulate over a longer period. Closer to home, Brexit continues to influence markets with EU Chief Negotiator Michel Barnier's recent comments hinting at a Brexit deal strengthening the pound and in turn weighing heavily on the UK market. As such, our considered approach to markets has continued and equity exposure remains targeting 46% in the Balanced strategy. Whilst exposure to equity markets remained below our strategic long term neutral levels during August, a change was made to the underlying composition of our alternatives sector; increasing our weighting to funds which target slightly greater returns over the medium term.

Discretionary manager

Bordier & Cie (UK) PLC
23 King Street
St James's
London
SW1Y 6QY
t: +44 (0)20 7667 6600
w: www.bordieruk.com

Managed Portfolio Service

Our Managed Portfolio Service ('MPS') has been awarded the maximum Defaqto 5 stars as a solution for advisers to manage client assets directly with Bordier UK. The service invests actively in collective investment funds, which helps to ensure that investors benefit from a diversified spread of investments across a wide range of different asset classes, not just in the UK but in overseas markets as well.

There are five investment strategies for you to choose from. Each has its own risk profile and all of them are actively managed by us to ensure that we meet your investment goals. You can choose an income option in all of our risk strategies, which means that you could benefit from regular income from your investments as well as potential long-term capital growth.

Investment objective

The objective is to build capital in real (inflation-adjusted) terms over the medium to longer term. Investors should expect reasonable correlation to stockmarket behaviour and rewards, including quite sharp fluctuations in values, but also some protection in times of market weakness.

Risk category

The strategy is managed with a medium attitude towards risk with a maximum target of 60% invested in global equity markets at any given time and has received a Defaqto Risk Rating 4 - Low Risk.

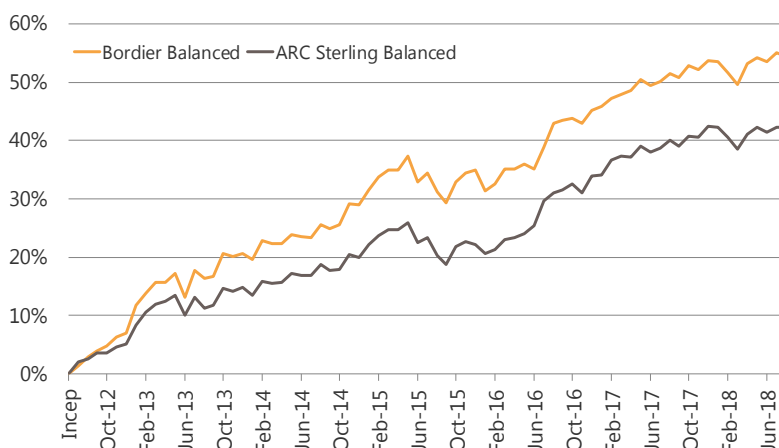


Model performance

	1mth	6mth	YTD	1yr	3yr	5yr	Start*
MPS Balanced	-0.24%	1.99%	0.65%	2.12%	17.64%	32.58%	54.31%
ARC Balanced	-0.20%	1.96%	0.40%	1.89%	18.30%	27.79%	42.19%

Data as at 31/08/18 (*Inception from 02/07/12 to 31/08/18) - Figures net of 0.75% + VAT
Source: FE Analytics

Inception performance



Past performance is not a guide to future results
Source: FE Analytics (See risk warning overleaf)

Bordier & Cie (UK) PLC | Specialist investment manager

23 King Street | St James's | London SW1Y 6QY | t +44 (0)20 7667 6600 | f +44 (0)20 7930 2911 | bordieruk.com
Authorised and regulated by the Financial Conduct Authority (FRN. 114324). Incorporated in England No.1583393. Registered Office as above.



About Bordier UK

Bordier & Cie (UK) PLC ('Bordier UK') is a specialist investment manager that promotes a long-standing culture of consistency and excellence, whether in the performance of our portfolios, the service given by our staff or our award-winning reporting.

Bordier UK focuses on managing the wealth of individuals, families and trustees. We manage portfolios for pensions, trusts, charities, offshore bonds, livery companies, institutions and welfare committees, as well as investments from our own staff. Working alongside professional advisers and managing investment solutions on behalf of their clients is core to the Bordier UK business.

Bordier UK was previously known as Berry Asset Management PLC, one of the country's most widely respected private portfolio management firms. The team that led Berry Asset Management continue to run the business to this day.

Bordier UK is part of the Bordier Group. The Bordier Group is built on solid foundations, with a strong tier one capital ratio of over 30%. Established in Geneva in 1844, the Bordier Group operates in six countries across three continents, managing assets of circa £9.4bn for approximately 4,000 families (Source: Bordier & Cie as at 30 June 2018).

Contact us



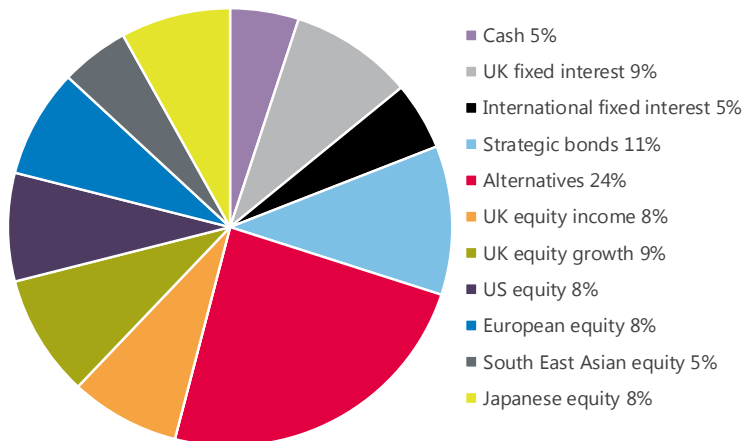
David Muncaster

Director of Sales and Marketing
david.muncaster@bordieruk.com

For further information on this strategy or any of our other investment services please contact David Muncaster or a member of our sales team at sales@bordieruk.com.

Bordier & Cie (UK) PLC |
Specialist investment manager |
23 King Street | St James's | London SW1Y 6QY |
t: +44 (0)20 7667 6600 |

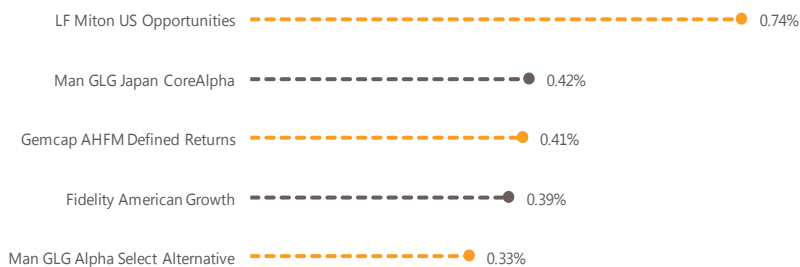
Asset allocation



Top 10 holdings

Holding	%	Holding	%
Gemcap AHFM Defined Returns	7	JOHCM Continental European	5
Man GLG Japan CoreAlpha	6	Newton Global Dynamic Bond	5
Schroder Strategic Credit	6	Janus Henderson UK Absolute Return	4
Cash (deposit)	5	LF Miton US Opportunities	4
Fortem Capital Progressive Growth	5	Man GLG Alpha Select Alternative	4

Top 5 contributors over 1 year



Data as at 31/08/18 Source: FE Analytics

Discrete annual returns

	2012*	2013	2014	2015	2016	2017
MPS Balanced	6.90%	12.85%	6.94%	4.52%	7.59%	5.80%
ARC Balanced	5.06%	9.24%	4.07%	1.87%	8.64%	6.69%

Data to 31/12/17 (*2012 performance from 02/07/12) - Figures net of 0.75% + VAT
Source: FE Analytics

Risk warning: The value of an investment and any income from it may fall as well as rise, may be affected by exchange rate fluctuations and you may not get back the amount you originally invested. The information in this factsheet does not constitute an offer of, or an invitation to buy or sell any security. Levels and bases of tax can change. The securities detailed in this factsheet may not be suitable for all investors. The model portfolio is applied to client accounts by the platform provider but it may take some time for the client accounts to mirror the model. Bordier & Cie (UK) PLC recommends that you seek the advice of your financial adviser.

Issued by Bordier & Cie (UK) PLC, 23 King Street, St James's, London SW1Y 6QY. Authorised and regulated by the Financial Conduct Authority. Incorporated in England No. 1583393, registered office as above.

EXT/FACTSHEET/180907/1.0/AIH

